



TEXAS SOUTHERN UNIVERSITY

## My Academics *Student User Guide*

### Degree Works Student Login

1. Open a supported web browser (e.g. Google Chrome)
2. Go to 'Texas Southern University' website at: ***www.tsu.edu***



3. Click 'MyTSU' web portal
  - a. Found at the top-right of your computer screen.

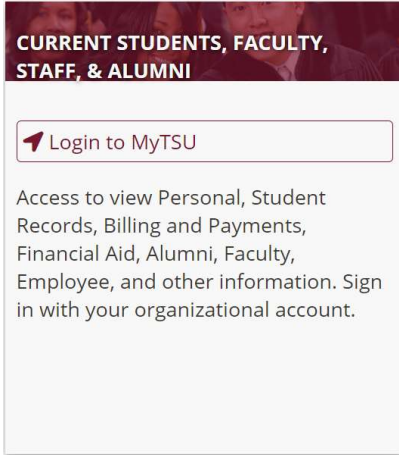


or

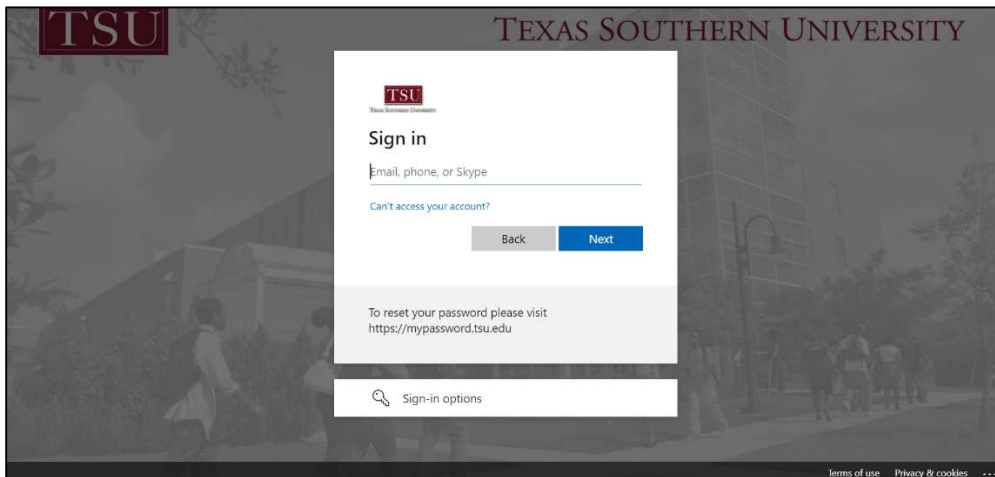
- b. Menu  button on a smart device (IOS or Android)



4. Navigate to **'Current Students, Faculty, Staff and Alumni'** card
5. Click **'Login to MyTSU'**



6. Sign in with your login credentials (e.g. t.tiger1234@student.tsu.edu)
  - Enter **'Email and 'Password'**

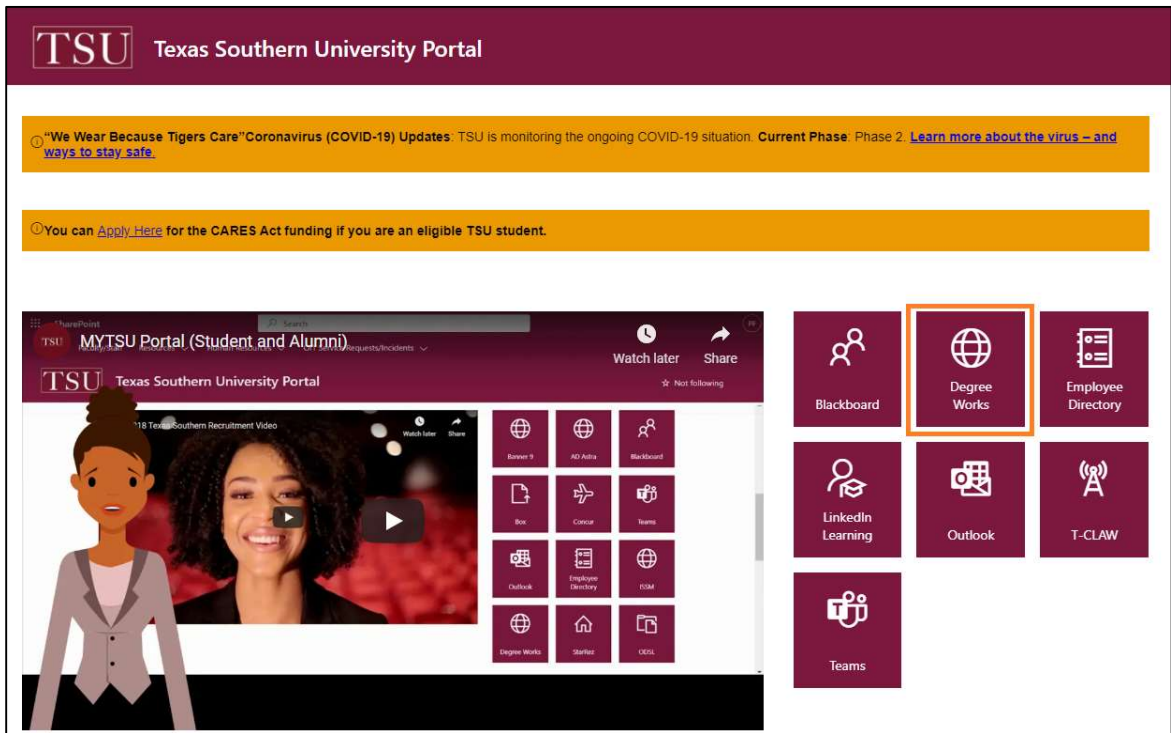


7. Click **"Sign in"**



## MyTSU portal homepage will launch.

8. Click “Degree Works” tile



Contact a **Campus Advisor** from your college/school for assistance.

[www.tsu.edu/campus-advisors](http://www.tsu.edu/campus-advisors)

Or

View **Frequently Asked Questions** webpage:

[www.tsu.edu/degree-works/faqs](http://www.tsu.edu/degree-works/faqs)

Technical support is available 24/7 by emailing IT Service Center:  
**[itservicecenter@tsu.edu](mailto:itservicecenter@tsu.edu)** or submitting a case: **<http://itservicecenter.tsu.edu>**

As always, we appreciate your support as we continue to improve the tools that ensure  
“Excellence in Achievement.”

