



2014 Financial Profile /4400
 Texas Southern University
 Dr. Gregory H. Maddox
 maddox_gh@tsu.edu; (713) 313-7889
 Dr. John M. Rudley; rudleyj@tsu.edu

Houston, TX

Finance Portion of IPEDs To:

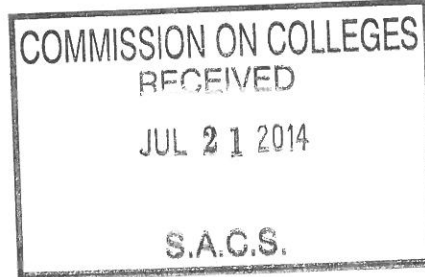
JC
 files

1866 Southern Lane
 Decatur, GA 30033

Financial Profile 2014

Texas Southern University
 Houston

TX




Total Revenues & Other Additions (IPEDS Part B, line 25)	\$213,012,630
Instruction (IPEDS Part C line 01, Column 1)	\$89,019,712
Research (IPEDS Part C line 02, Column 1)	\$6,976,985
Public Service (IPEDS Part C line 03, Column 1)	\$1,608,753
Academic Support (IPEDS Part C line 05, Column 1)	\$18,325,294
Student Services (IPEDS Part C line 06, Column 1)	\$11,652,219
Institutional Support (IPEDS Part C line 07, Column 1)	\$34,421,188
Operation & Maintenance of Plant (IPEDS Part C line 08, Column 1)	\$0
Scholarships & Fellowships, excluding discounts & allowances (IPEDS Part C line 10, Column 1)	\$27,433,811
Auxiliary enterprises (IPEDS Part C line 11, Column 1)	\$21,593,511
Hospital Services (IPEDS Part C line 12, Column 1)	\$0
Independent Operations (IPEDS Part C line 13, Column 1)	\$0
Other Expenses & Deductions (IPEDS Part C line 14, Column 1)	\$893,760


Financial Indicators (From Audited Statements)

Total Assets	\$390,833,125
Total Liabilities	\$241,638,785
Nonexpendable/Permanently Restricted Net Assets	\$41,704,504
Expendable/Temporarily Restricted Net Assets	\$2,152,045
Total Unrestricted Net Assets	\$105,337,791
Total Revenue	\$213,012,630
Tuition and Fees, Net	\$66,123,084
Current Debt	\$16,368,158
Long-term Debt	\$148,971,978

Signatures of Verification

We certify that the information provided in the 2014 Financial Profile and Indicators is correct.


 Chief Executive Officer


 Chief Financial Officer

 Respondent (if other than CEO or CFO)

Finance 2013-14

Institution: Texas Southern University (229063)

User ID: P2290632

Overview

Finance Overview

Purpose

The purpose of the IPEDS Finance component is to collect basic financial information from items associated with the institution's General Purpose Financial Statements.

There have been no changes to the 2013-14 Finance data collection from the 2012-13 collection.

Resources:

To download the survey materials for this component: [Survey Materials](#)

To access your prior year data submission for this component: [Reported Data](#)

If you have questions about completing this survey, please contact the IPEDS Help Desk at 1-877-225-2688.

Institution: Texas Southern University (229063)

User ID: P2290632

Finance - Public institutions

Reporting Standard

Please indicate which reporting standards are used to prepare your financial statements:

- GASB (Governmental Accounting Standards Board), using standards of GASB 34 & 35
- FASB (Financial Accounting Standards Board)

Please consult your business officer for the correct response before saving this screen. Your response to this question will determine the forms you will receive for reporting finance data.

Institution: Texas Southern University (229063)
Finance - Public institutions

User ID: P2290632

General Information
GASB-Reporting Institutions (aligned form)

To the extent possible, the finance data requested in this report should be provided from your institution's audited General Purpose Financial Statements (GPFS). Please refer to the instructions specific to each screen of the survey for details and references.

1. Fiscal Year Calendar

This report covers financial activities for the 12-month fiscal year: (The fiscal year reported should be the most recent fiscal year ending before October 1, 2013.)

Beginning: month/year (MMYYYY)	Month: <input type="text" value="9"/>	Year: <input type="text" value="2012"/>
And ending: month/year (MMYYYY)	Month: <input type="text" value="8"/>	Year: <input type="text" value="2013"/>

2. Audit Opinion

Did your institution receive an unqualified opinion on its General Purpose Financial Statements from your auditor for the fiscal year noted above? (If your institution is audited only in combination with another entity, answer this question based on the audit of that entity.)

Unqualified
 Qualified (Explain in box below)
 Don't know (Explain in box below)

3. Reporting Model

GASB Statement No. 34 offers three alternative reporting models for special-purpose governments like colleges and universities. Which model is used by your institution?

Business Type Activities
 Governmental Activities
 Governmental Activities with Business-Type Activities

4. Intercollegiate Athletics

If your institution participates in intercollegiate athletics, are the expenses accounted for as auxiliary enterprises or treated as student services?

Auxiliary enterprises
 Student services
 Does not participate in intercollegiate athletics
 Other (specify in box below)

5. Endowment Assets

Does this institution or any of its foundations or other affiliated organizations own endowment assets?

Yes - (report endowment assets)
 No

You may use the space below to provide context for the data you've reported above.

Institution: Texas Southern University (229063)

User ID: P2290632

Part A - Statement of Financial Position

Fiscal Year: September 1, 2012 - August 31, 2013

If your institution is a parent institution then the amounts reported in Parts A and D should include ALL of your child institutions

Line no.		Current year amount	Prior year amount
Current Assets			
01	Total <u>current assets</u>	71,252,096	125,436,967
Noncurrent Assets			
31	Depreciable <u>capital assets</u> , net of depreciation	216,267,987	212,733,648
04	Other noncurrent assets CV={A05-A31}	103,213,040	73,138,970
05	Total noncurrent assets	319,581,027	285,872,618
06	Total assets CV={A01+A05}	390,833,125	411,309,585
Current Liabilities			
07	<u>Long-term debt, current portion</u>	16,368,158	15,469,018
08	Other <u>current liabilities</u> CV={A09-A07}	69,551,174	80,893,388
09	Total current liabilities	85,919,332	96,362,406
Noncurrent Liabilities			
10	<u>Long-term debt</u>	148,971,978	164,007,298
11	Other noncurrent liabilities CV={A12-A10}	6,747,475	2,832,938
12	Total noncurrent liabilities	155,719,453	166,840,236
13	Total liabilities CV={A09+A12}	241,638,785	263,202,642
Net Assets			
14	<u>Invested in capital assets, net of related debt</u>	98,893,807	65,279,253
15	<u>Restricted-expendable</u>	2,152,045	2,883,258
16	<u>Restricted-nonexpendable</u>	41,704,504	36,558,279
17	<u>Unrestricted</u> CV={A18-(A14+A15+A16)}	6,443,984	43,386,153
18	Total net assets CV={A06-A13}	149,194,340	148,106,943

You may use the space below to provide context for the data you've reported above.

Institution: Texas Southern University (229063)

User ID: P2290632

Part A - Statement of Financial Position (Page 2)

Fiscal Year: September 1, 2012 - August 31, 2013

Line No.	Description	Ending balance	Prior year Ending balance
Capital Assets			
21	<u>Land and land improvements</u>	17,132,193	16,948,834
22	<u>Infrastructure</u>	6,528,361	6,528,361
23	<u>Buildings</u>	389,300,505	378,398,502
32	<u>Equipment, including art and library collections</u>	59,950,639	57,229,541
27	<u>Construction in progress</u>	27,904,450	11,453,356
	Total for Plant, Property and Equipment CV = (A21+ .. A27)	500,856,148	468,558,693
28	<u>Accumulated depreciation</u>	236,731,040	224,758,628
33	<u>Intangible assets, net of accumulated amortization</u>	108,834	204,816
34	<u>Other capital assets</u>	0	0

You may use the space below to provide context for the data you've reported above.

Institution: Texas Southern University (229063)

User ID: P2290632

Part E - Scholarships and Fellowships

Fiscal Year: September 1, 2012 - August 31, 2013

DO NOT REPORT FEDERAL DIRECT STUDENT LOANS (FDSL) ANYWHERE IN THIS SECTION

Line No.	Source	Current year amount	Prior year amount
01	<u>Pell grants (federal)</u>	20,455,111	24,062,269
02	<u>Other federal grants (Do NOT include FDSL amounts)</u>	2,290,191	2,171,772
03	<u>Grants by state government</u>	5,937,929	9,672,640
04	<u>Grants by local government</u>	356,791	20,218
05	<u>Institutional grants from restricted resources</u>	0	0
06	<u>Institutional grants from unrestricted resources</u> CV=(E07-(E01+...+E05))	13,667,726	11,605,764
07	Total gross scholarships and fellowships	42,707,748	47,332,663
<u>Discounts and Allowances</u>			
08	<u>Discounts and allowances applied to tuition and fees</u>	13,913,885	20,716,408
09	<u>Discounts and allowances applied to sales and services of auxiliary enterprises</u>	1,360,052	0
10	Total discounts and allowances CV=(E08+E09)	15,273,937	20,716,408
11	Net scholarships and fellowships expenses after deducting discounts and allowances CV= (E07-E10) This amount will be carried forward to C10 of the expense section.	27,433,811	26,616,255

You may use the space below to provide context for the data you've reported above.

Institution: Texas Southern University (229063)

User ID: P2290632

Part B - Revenues and Other Additions

Fiscal Year: September 1, 2012 - August 31, 2013

Line No.	Source of Funds	Current year amount	Prior year amount
Operating Revenues			
01	Tuition and fees, after deducting discounts & allowances	66,123,084	61,809,936
Grants and contracts - operating			
02	Federal operating grants and contracts	21,955,265	19,391,212
03	State operating grants and contracts	7,278,781	8,939,136
04	Local government/private operating grants and contracts	1,768,517	894,336
04a	Local government operating grants and contracts	170,804	196,686
04b	Private operating grants and contracts	1,597,713	697,650
05	Sales and services of auxiliary enterprises, after deducting discounts and allowances	10,815,680	12,145,435
06	Sales and services of hospitals, after deducting patient contractual allowances	0	0
26	Sales and services of educational activities	0	0
07	Independent operations	0	0
08	Other sources - operating CV=[B09-(B01++B07)]	4,163,093	4,763,424
09	Total operating revenues	112,124,420	107,963,479

Institution: Texas Southern University (229063)

User ID: P2290632

Part B - Revenues and Other Additions

Fiscal Year: September 1, 2012 - August 31, 2013

Line No.	Source of funds	Current year amount	Prior year amount
	Nonoperating Revenues		
10	Federal appropriations	0	0
11	State appropriations	61,686,358	62,053,929
12	Local appropriations, education district taxes, and similar support	0	0
	Grants-nonoperating		
13	Federal nonoperating grants Do NOT include Federal Direct Student Loans	21,355,398	24,062,269
14	State nonoperating grants	0	0
15	Local government nonoperating grants	0	0
16	Gifts, including contributions from affiliated organizations	532,336	2,112,120
17	Investment Income	1,384,173	1,681,054
18	Other nonoperating revenues CV=(B19-(B10+...+B17))	6,790,353	13,440,304
19	Total nonoperating revenues	91,648,616	103,349,676
27	Total operating and nonoperating revenues CV=(B19+B09)	203,773,038	211,313,155
28	12-month Student FTE from E12	9,767	10,093
29	Total operating and nonoperating revenues per student FTE CV=(B27/B28)	20,863	20,937

Institution: Texas Southern University (229063)

User ID: P2290632

Part B - Revenues and Other Additions

Fiscal Year: September 1, 2012 - August 31, 2013

Line No.	Source of funds	Current year amount	Prior year amount
	Other Revenues and Additions		
20	Capital appropriations	8,894,700	8,894,700
21	Capital grants and gifts		0
22	Additions to permanent endowments	344,894	151,337
23	Other revenues and additions CV={B24-(B20+...+B22)}	0	0
24	Total other revenues and additions	9,239,594	9,046,037
25	Total all revenues and other additions CV={B09+B19+B24}	213,012,630	220,359,192

You may use the space below to provide context for the data you've reported above.

Institution: Texas Southern University (229063)

User ID: P2290632

Part C - Expenses and Other Deductions

Fiscal Year: September 1, 2012 - August 31, 2013

Report Total Operating AND Nonoperating Expenses in this section

Line No.	Description	1 Total amount	2 Salaries and wages	3 Employee fringe benefits	4 Operation and maintenance of plant	5 Depreciation	6 Interest	7 All other	8 PY Total Amount
Expenses and Deductions									
01	Instruction	89,019,712	47,847,342	16,971,558	4,539,530	6,998,507	3,547,956	9,114,719	91,370,827
02	Research	6,976,985	3,504,942	393,824	355,794	548,513	278,077	1,895,835	7,167,899
03	Public service	1,608,753	887,555	143,926	82,039	126,476	64,119	304,638	1,397,977
05	Academic support	18,325,294	9,394,557	535,361	934,504	1,440,688	730,378	5,289,806	15,475,941
06	Student services	11,652,219	4,990,449	604,400	594,209	916,068	464,414	4,082,679	15,298,250
07	Institutional support	34,421,188	14,665,504	978,278	1,755,320	2,706,107	1,371,900	12,944,079	32,294,151
08	Operation and maintenance of plant (see instructions)	0	4,468,634	32,186	-9,362,624			4,861,854	0
10	Scholarships and fellowships expenses, excluding discounts and allowances (from E11)	27,433,811						27,433,811	26,816,255
11	Auxiliary enterprises	21,593,511	7,483,654	1,830,296	1,101,168	1,697,627	860,638	8,620,128	19,147,910
12	Hospital services	0	0	0	0	0	0	0	0
13	Independent operations	0	0	0	0	0	0	0	0
14	Other expenses and deductions CV=(C19-(C01+...+C13))	893,760	0	0	0	0	0	893,760	3,437,908
19	Total expenses and deductions	211,925,233	93,242,587	21,489,829	0	14,433,986	7,317,522	75,441,309	212,207,118
	Prior year amount	212,207,118	89,981,747	15,339,433		17,327,229	7,630,161	81,928,648	
20	12-month Student FTE from E12	9,767							10,093
21	Total expenses and deductions per student FTE CV=[C19/C20]	21,698							21,025

You may use the space below to provide context for the data you've reported above.

Institution: Texas Southern University (229063)

User ID: P2290632

Part D - Summary of Changes In Net Position

Fiscal Year: September 1, 2012 - August 31, 2013

Line No.	Description	Current year amount	Prior year amount
01	Total revenues and other additions (from B25)	213,012,630	220,359,192
02	Total expenses and deductions (from C19)	211,925,233	212,207,118
03	Change in net position during year CV=(D01-D02)	1,087,397	8,152,074
04	Net position beginning of year	148,106,943	139,954,869
05	Adjustments to beginning net position and other gains or losses CV=[D06-(D03+D04)]	0	0
06	Net position end of year (from A18)	149,194,340	148,106,943

You may use the space below to provide context for the data you've reported above.

Institution: Texas Southern University (229063)

User ID: P2290632

Part H - Details of Endowment Assets

Fiscal Year: September 1, 2012 - August 31, 2013

Line No.	Value of Endowment Assets	Market Value	Prior Year Amounts
	Include not only endowment assets held by the Institution, but any assets held by private foundations affiliated with the Institution.		
01	Value of <u>endowment</u> assets at the beginning of the fiscal year	39,062,536	35,415,720
02	Value of <u>endowment</u> assets at the end of the fiscal year	43,516,022	39,062,536

You may use the space below to provide context for the data you've reported above.

Institution: Texas Southern University (229063)

User ID: P2290632

Part J - Revenue Data for Bureau of Census

Fiscal Year: September 1, 2012 - August 31, 2013

Source and type	Total for all funds and operations (includes endowment funds, but excludes component units)	Amount			
		Education and general/independent operations	Auxiliary enterprises	Hospitals	Agriculture extension/experiment services
	(1)	(2)	(3)	(4)	(5)
01 Tuition and fees	80,036,969	80,036,969			
02 Sales and services	12,175,732		12,175,732	0	0
03 Federal grants/contracts (excludes Pell Grants)	21,955,265	21,955,265	0	0	0
Revenue from the state government:					
04 State appropriations, current & capital	70,481,056	70,481,056	0	0	0
05 State grants and contracts	7,278,781	7,278,781	0	0	0
Revenue from local governments:					
06 Local appropriation, current & capital	0	0	0	0	0
07 Local government grants/contracts	170,804	170,804	0	0	0
08 Receipts from property and non-property taxes	0				
09 Gifts and private grants, including capital grants	1,597,713				
10 Interest earnings	1,384,173				
11 Dividend earnings	0				
12 Realized capital gains	0				

You may use the space below to provide context for the data you've reported above.

Institution: Texas Southern University (229063)

User ID: P2290632

Part K - Expenditure Data for Bureau of Census

Fiscal Year: September 1, 2012 - August 31, 2013

Category	Amount				
	Total for all funds and operations (includes endowment funds, but excludes component units)	Education and general/independent operations	Auxiliary enterprises	Hospitals	Agriculture extension/experiment services
	(1)	(2)	(3)	(4)	(5)
01 Salaries and wages	93,242,587	85,758,933	7,483,654	0	0
02 Employee benefits, total	21,489,829	19,659,533	1,830,296	0	
03 Payment to state retirement funds (maybe included in line 02 above)	0	0	0	0	0
04 Current expenditures other than salaries	97,192,818	88,539,390	8,653,428	0	0
Capitol outlay:					
05 Construction	29,493,783	29,493,783	0	0	0
06 Equipment purchases	2,860,324	2,860,324	0	0	0
07 Land purchases	0	0	0	0	0
08 Interest on debt outstanding, all funds and activities	7,317,522				
09 Scholarships/fellowships	42,707,748	42,707,748			

You may use the space below to provide context for the data you've reported above.

Institution: Texas Southern University (229063)

User ID: P2290632

Part L - Debt and Assets, page 1

Fiscal Year: September 1, 2012 - August 31, 2013

Debt

Category	Amount
01 Long-term debt outstanding at beginning of fiscal year	184,816,012
02 Long-term debt issued during fiscal year	67,633,914
03 Long-term debt retired during fiscal year	81,678,264
04 Long-term debt outstanding at end of fiscal year	170,773,662
05 Short-term debt outstanding at beginning of fiscal year	18,042,951
06 Short-term debt outstanding at end of fiscal year	17,847,689

You may use the space below to provide context for the data you've reported above.

Institution: Texas Southern University (229063)
Part L - Debt and Assets, page 2

User ID: P2290632

Fiscal Year: September 1, 2012 - August 31, 2013

Assets

Category

Amount

07 Total cash and security assets held at end of fiscal year in sinking or debt service funds	9,665,029
08 Total cash and security assets held at end of fiscal year in bond funds	3,869,494
09 Total cash and security assets held at end of fiscal year in all other funds	64,931,311

You may use the space below to provide context for the data you've reported above.

Institution: Texas Southern University (229063)

User ID: P2290632

Summary

Finance Survey Summary

IPEDS collects important information regarding your institution. All data reported in IPEDS survey components become available in the IPEDS Data Center and appear as aggregated data in various Department of Education reports. Additionally, some of the reported data appears specifically for your institution through the College Navigator website and is included in your institution's Data Feedback Report (DFR). The purpose of this summary is to provide you an opportunity to view some of the data that, when accepted through the IPEDS quality control process, will appear on the College Navigator website and/or your DFR. College Navigator is updated approximately three months after the data collection period closes and Data Feedback Reports will be available through the [Data Center](#) and sent to your institution's CEO in November 2014.

Please review your data for accuracy. If you have questions about the data displayed below after reviewing the data reported on the survey screens, please contact the IPEDS Help Desk at: 1-877-225-2568 or ipedshelp@rti.org.

Core Revenues

Revenue Source	Reported values	Percent of total core revenues	Core revenues per FTE enrollment
Tuition and fees	\$66,123,084	33%	\$6,770
Government appropriations	\$61,586,356	30%	\$6,306
Government grants and contracts	\$50,760,248	25%	\$5,197
Private gifts, grants, and contracts	\$2,130,049	1%	\$218
Investment income	\$1,384,173	1%	\$142
Other core revenues	\$20,213,040	10%	\$2,070
Total core revenues	\$202,196,950	100%	\$20,702
Total revenues	\$213,012,630		\$21,809

Core revenues include tuition and fees; government appropriations (federal, state, and local); government grants and contracts; private gifts, grants, and contracts; investment income; other operating and nonoperating sources; and other revenues and additions. Core revenues exclude revenues from auxiliary enterprises (e.g., bookstores, dormitories), hospitals, and independent operations.

Core Expenses

Expense function	Reported values	Percent of total core expenses	Core expenses per FTE enrollment
Instruction	\$89,019,712	47%	\$9,114
Research	\$6,976,985	4%	\$714
Public service	\$1,608,753	1%	\$165
Academic support	\$18,325,294	10%	\$1,876
Institutional support	\$34,421,188	18%	\$3,524
Student services	\$11,652,219	6%	\$1,193
Other core expenses	\$28,327,571	15%	\$2,900
Total core expenses	\$190,331,722	100%	\$19,487
Total expenses	\$211,925,233		\$21,698

Core expenses include expenses for instruction, research, public service, academic support, institutional support, student services, operation and maintenance of plant, depreciation, scholarships and fellowships expenses, other expenses, and nonoperating expenses.

	Calculated value
FTE enrollment	9,767

The full-time equivalent (FTE) enrollment used in this report is the sum of the institution's FTE undergraduate enrollment and FTE graduate enrollment (as calculated from or reported on the 12-month Enrollment component). FTE is estimated using 12-month instructional activity (credit and/or contact hours). All doctor's degree students are reported as graduate students.

Institution: Texas Southern University (229063)

User ID: P2290632

[Edit Report](#)

Finance

Texas Southern University (229063)

There are no errors for the selected survey and institution.