

TOTAL STUDENT ENROLLMENT / FTE*

Fall 2006-2010

| | Fall 2006 | FTE % Of Head Count | Fall 2007 | FTE % Of Head Count | Fall 2008 | FTE % Of Head Count | Fall 2009 | FTE % Of Head Count | Fall 2010 | FTE % Of Head Count |
|------------------|----------------------|------------------------------------|----------------------|------------------------------------|----------------------|------------------------------------|----------------------|------------------------------------|----------------------|------------------------------------|
| Headcount | 11,224 | | 9,540 | | 9,102 | | 9,394 | | 9,557 | |
| FTE | 9,778 | 87 | 8,187 | 86 | 7,820 | 86 | 8,120 | 86 | 8,360 | 87 |

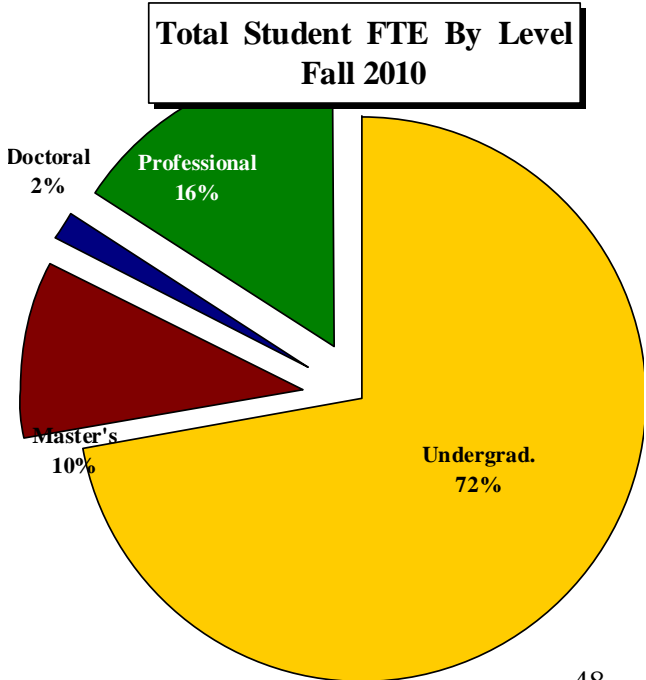
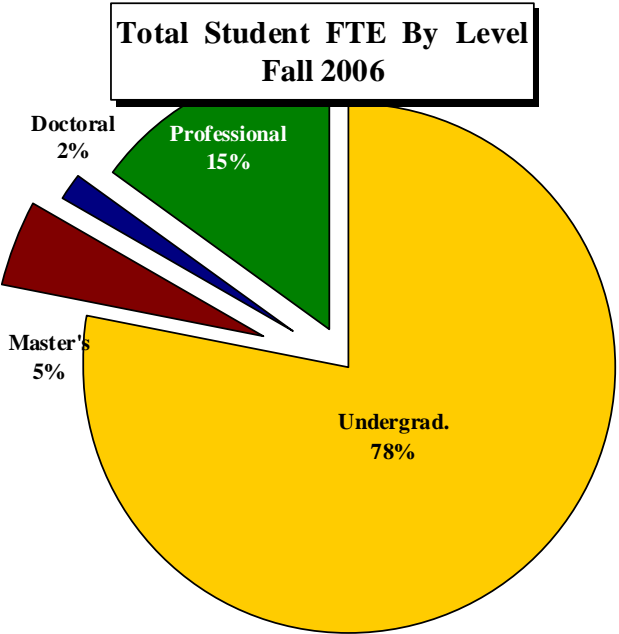
*Full-Time Equivalency (FTE) was computed as 15 semester hours for undergraduate students and 12 semester hours for graduate and professional students.



TOTAL STUDENT FTE* BY LEVEL Fall 2006-2010

| Level | Fall 2006 | % of Total | Fall 2007 | % of Total | Fall 2008 | % of Total | Fall 2009 | % of Total | Fall 2010 | % of Total |
|-----------------------|--------------|------------|--------------|------------|--------------|------------|--------------|------------|--------------|------------|
| Undergraduates | 7,636 | 78 | 6,317 | 77 | 5,974 | 76 | 6,100 | 75 | 6,046 | 72 |
| Master's Students | 506 | 5 | 488 | 6 | 479 | 6 | 611 | 8 | 845 | 10 |
| Doctoral Students | 166 | 2 | 65 | 1 | 96 | 1 | 105 | 1 | 147 | 2 |
| Professional Students | 1,470 | 15 | 1,317 | 16 | 1,271 | 16 | 1,304 | 16 | 1,322 | 16 |
| Total | 9,778 | 100 | 8,187 | 100 | 7,820 | 100 | 8,120 | 100 | 8,360 | 100 |

*Full-Time Equivalency (FTE) was computed as 15 semester hours for undergraduate students and 12 semester hours for graduate and professional students.



**TOTAL STUDENT SEMESTER CREDIT
HOURS BY LEVEL
Fall 2006-2010**

| Level | Fall 2006 | % of Total | Fall 2007 | % of Total | Fall 2008 | % of Total | Fall 2009 | % of Total | Fall 2010 | % of Total |
|------------------------------|----------------------|-----------------------|----------------------|-----------------------|----------------------|-----------------------|----------------------|-----------------------|----------------------|-----------------------|
| Undergraduates | 114,540 | 82 | 94,757 | 81 | 89,612 | 80 | 91,497 | 79 | 90,689 | 77 |
| Master's Students | 6,072 | 4 | 5,864 | 5 | 5,748 | 5 | 7,329 | 6 | 10,142 | 9 |
| Doctoral Students | 1,992 | 1 | 775 | 1 | 1,155 | 1 | 1,257 | 1 | 1,771 | 1 |
| Professional Students | 17,640 | 13 | 15,800 | 13 | 15,248 | 14 | 15,649 | 14 | 15,860 | 13 |
| Total | 140,246 | 100 | 117,196 | 100 | 111,763 | 100 | 115,732 | 100 | 118,462 | 100 |



TOTAL STUDENT HEADCOUNT BY SCH LOAD Fall 2006-2010

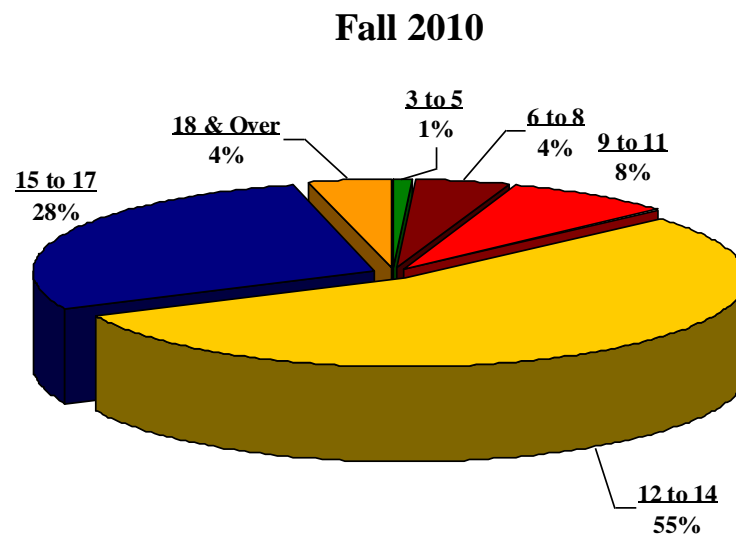
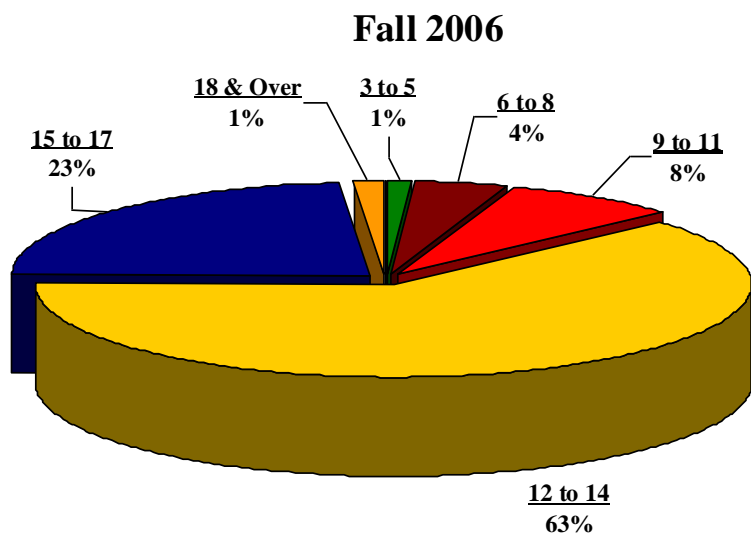
| SCH Load | Fall 2006 | % of Total | Fall 2007 | % of Total | Fall 2008 | % of Total | Fall 2009 | % of Total | Fall 2010 | % of Total |
|-----------------|----------------------|-----------------------|----------------------|-----------------------|----------------------|-----------------------|----------------------|-----------------------|----------------------|-----------------------|
| Less Than 3 | 36 | 0 | 25 | 0 | 32 | 0 | 30 | 0 | 19 | 0 |
| 3 -5 | 274 | 2 | 277 | 3 | 251 | 3 | 239 | 3 | 214 | 2 |
| 6 -8 | 952 | 9 | 920 | 10 | 867 | 10 | 938 | 10 | 1107 | 12 |
| 9 -11 | 1,110 | 10 | 1,104 | 12 | 1,052 | 12 | 1,159 | 12 | 1193 | 13 |
| 12 -14 | 5,416 | 48 | 4,432 | 46 | 4,266 | 46 | 4,235 | 45 | 3873 | 40 |
| 15 -17 | 2,911 | 26 | 2,365 | 25 | 2,252 | 25 | 2,227 | 24 | 2554 | 27 |
| 18 & Over | 525 | 5 | 417 | 4 | 382 | 4 | 566 | 6 | 597 | 6 |
| Total | 11,224 | 100 | 9,540 | 100 | 9,102 | 100 | 9,394 | 100 | 9,557 | 100 |



LOWER LEVEL STUDENT HEADCOUNT BY SCH LOAD* Fall 2006-2010

| SCH Load | Fall 2006 | % of Total | Fall 2007 | % of Total | Fall 2008 | % of Total | Fall 2009 | % of Total | Fall 2010 | % of Total |
|--------------|--------------|------------|--------------|------------|--------------|------------|--------------|------------|--------------|------------|
| Less Than 3 | 5 | 0 | 3 | 0 | 10 | 0 | 9 | 0 | 2 | 0 |
| 3 - 5 | 61 | 1 | 60 | 2 | 40 | 2 | 54 | 1 | 30 | 1 |
| 6 - 8 | 232 | 4 | 223 | 5 | 150 | 5 | 205 | 5 | 196 | 4 |
| 9 - 11 | 461 | 8 | 459 | 10 | 410 | 10 | 413 | 9 | 333 | 8 |
| 12 - 14 | 3,534 | 63 | 2,597 | 58 | 2,643 | 58 | 2,703 | 60 | 2,319 | 55 |
| 15 - 17 | 1,324 | 23 | 1,025 | 23 | 928 | 23 | 987 | 22 | 1,178 | 28 |
| 18 & Over | 84 | 1 | 79 | 2 | 61 | 2 | 130 | 3 | 170 | 4 |
| Total | 5,701 | 100 | 4,446 | 100 | 4,242 | 100 | 4,501 | 100 | 4,228 | 100 |

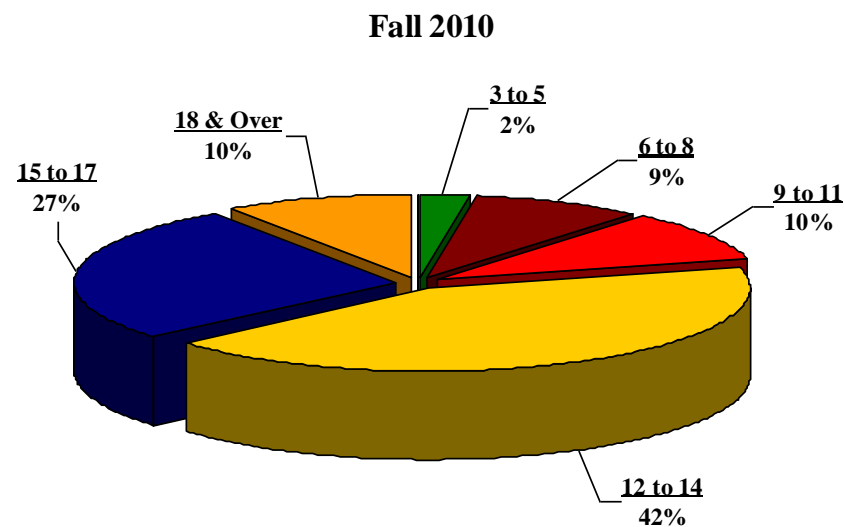
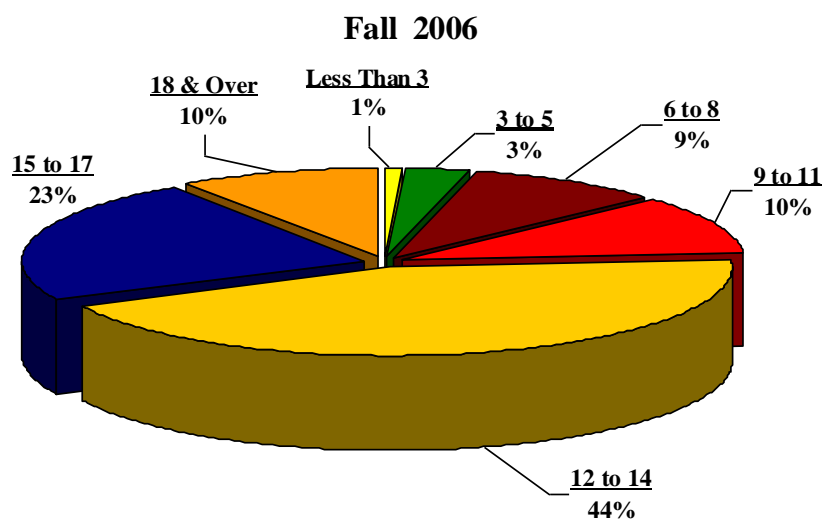
*Lower level refers to freshmen and sophomore students.



UPPER LEVEL STUDENT HEADCOUNT BY SCH LOAD* Fall 2006-2010

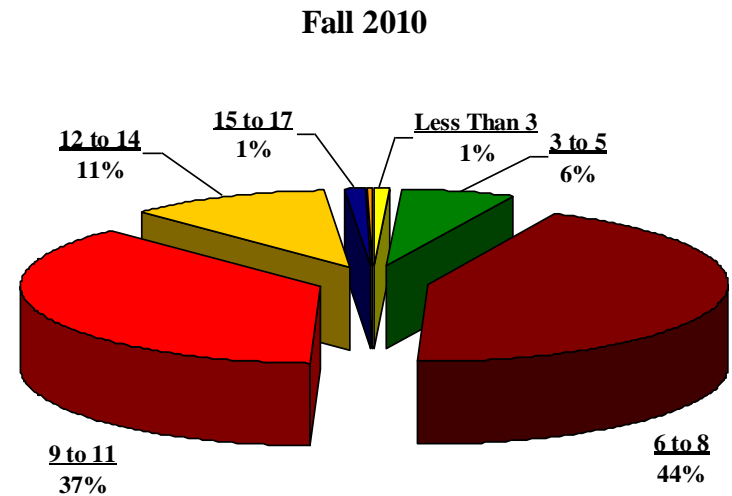
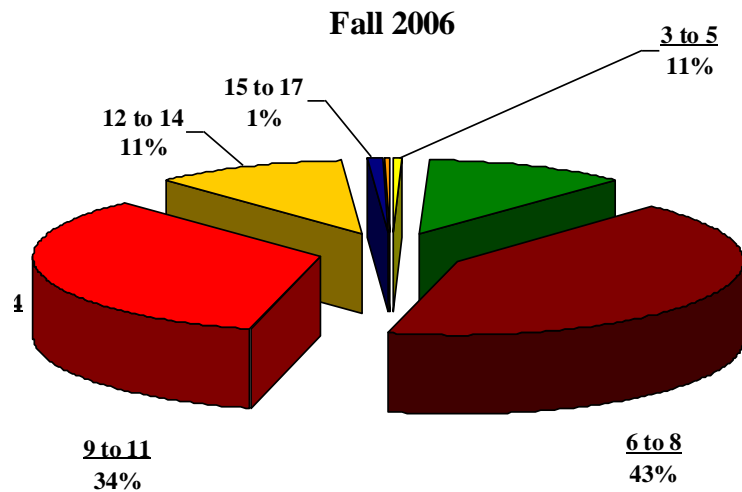
| SCH Load | Fall 2006 | % of Total | Fall 2007 | % of Total | Fall 2008 | % of Total | Fall 2009 | % of Total | Fall 2010 | % of Total |
|--------------|--------------|------------|--------------|------------|--------------|------------|--------------|------------|--------------|------------|
| Less Than 3 | 27 | 1 | 16 | 1 | 12 | 1 | 10 | 0 | 6 | 0 |
| 3 - 5 | 103 | 3 | 112 | 3 | 99 | 3 | 72 | 3 | 66 | 2 |
| 6 - 8 | 311 | 9 | 288 | 9 | 274 | 9 | 269 | 10 | 237 | 9 |
| 9 - 11 | 350 | 10 | 351 | 11 | 332 | 11 | 319 | 12 | 266 | 10 |
| 12 - 14 | 1,483 | 44 | 1,371 | 44 | 1,250 | 44 | 1,223 | 44 | 1163 | 42 |
| 15 - 17 | 759 | 23 | 712 | 23 | 641 | 23 | 607 | 22 | 738 | 27 |
| 18 & Over | 319 | 10 | 276 | 9 | 273 | 9 | 257 | 9 | 260 | 10 |
| Total | 3,352 | 100 | 3,126 | 100 | 2,881 | 100 | 2,757 | 100 | 2,736 | 100 |

*Upper level refers to junior and senior students.



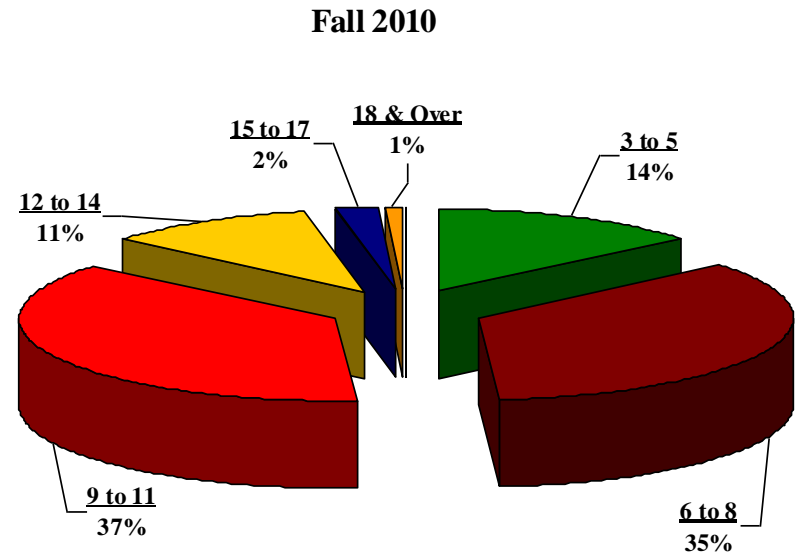
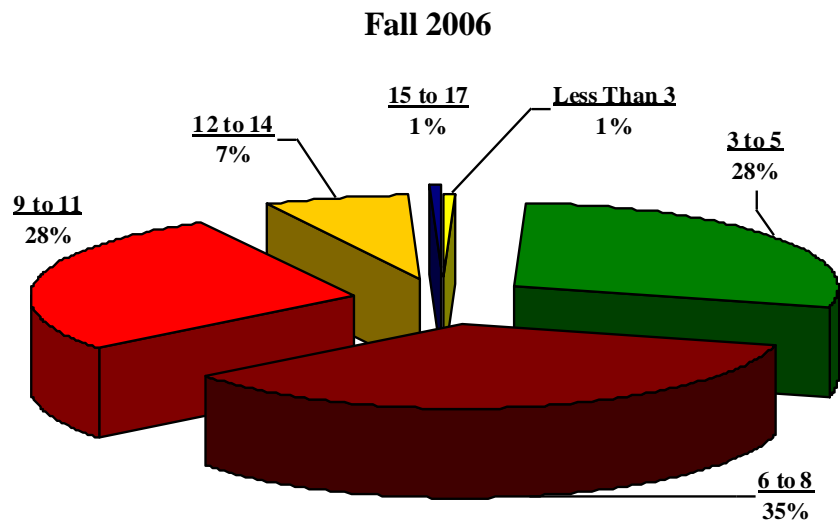
MASTER'S STUDENT HEADCOUNT BY SCH LOAD Fall 2006 - 2010

| SCH Load | Fall 2006 | % of Total | Fall 2007 | % of Total | Fall 2008 | % of Total | Fall 2009 | % of Total | Fall 2010 | % of Total |
|--------------|------------|------------|------------|------------|------------|------------|------------|------------|--------------|------------|
| Less Than 3 | 4 | 0 | 5 | 1 | 8 | 1 | 10 | 1 | 10 | 1 |
| 3 - 5 | 92 | 11 | 66 | 9 | 73 | 9 | 77 | 8 | 81 | 6 |
| 6 - 8 | 342 | 43 | 341 | 44 | 372 | 48 | 394 | 41 | 569 | 44 |
| 9 - 11 | 276 | 34 | 256 | 33 | 246 | 31 | 348 | 37 | 489 | 37 |
| 12 - 14 | 88 | 11 | 96 | 12 | 75 | 10 | 113 | 12 | 142 | 11 |
| 15 - 17 | 6 | 1 | 6 | 1 | 7 | 1 | 9 | 1 | 13 | 1 |
| 18 & Over | 3 | 0 | 2 | 0 | 0 | 0 | 2 | 0 | 5 | 0 |
| Total | 811 | 100 | 772 | 100 | 781 | 100 | 953 | 100 | 1,309 | 100 |



DOCTORAL STUDENT HEADCOUNT BY SCH LOAD Fall 2006 – 2010

| SCH Load | Fall 2006 | % of Total | Fall 2007 | % of Total | Fall 2008 | % of Total | Fall 2009 | % of Total | Fall 2010 | % of Total |
|--------------|------------|------------|------------|------------|------------|------------|------------|------------|------------|------------|
| Less Than 3 | 1 | 1 | 0 | 0 | 1 | 0 | 1 | 1 | 0 | 0 |
| 3 – 5 | 48 | 28 | 29 | 27 | 30 | 20 | 33 | 18 | 32 | 14 |
| 6 – 8 | 60 | 35 | 43 | 39 | 45 | 30 | 57 | 32 | 80 | 35 |
| 9 – 11 | 47 | 28 | 21 | 19 | 53 | 35 | 69 | 40 | 85 | 37 |
| 12 – 14 | 12 | 7 | 8 | 7 | 11 | 7 | 8 | 5 | 25 | 11 |
| 15 – 17 | 1 | 1 | 5 | 5 | 8 | 5 | 5 | 3 | 5 | 2 |
| 18 & Over | 0 | 0 | 3 | 3 | 3 | 2 | 1 | 1 | 2 | 1 |
| Total | 169 | 100 | 109 | 100 | 151 | 100 | 174 | 100 | 229 | 100 |



PROFESSIONAL STUDENT HEADCOUNT BY SCH LOAD Fall 2006 - 2010

| SCH Load | Fall 2006 | % of Total | Fall 2007 | % of Total | Fall 2008 | % of Total | Fall 2009 | % of Total | Fall 2010 | % of Total |
|--------------|--------------|------------|--------------|------------|--------------|------------|--------------|------------|--------------|------------|
| Less Than 3 | 0 | 0 | 1 | 0 | 1 | 0 | 0 | 0 | 1 | 0 |
| 3-5 | 10 | 0 | 10 | 1 | 9 | 1 | 3 | 0 | 5 | 1 |
| 6-8 | 21 | 2 | 25 | 2 | 18 | 2 | 13 | 1 | 25 | 2 |
| 9-11 | 12 | 1 | 17 | 2 | 11 | 1 | 10 | 1 | 20 | 2 |
| 12-14 | 260 | 22 | 360 | 33 | 287 | 28 | 188 | 19 | 224 | 21 |
| 15-17 | 808 | 68 | 617 | 57 | 668 | 64 | 619 | 61 | 620 | 59 |
| 18 & Over | 80 | 7 | 57 | 5 | 45 | 4 | 176 | 18 | 160 | 15 |
| Total | 1,191 | 100 | 1,087 | 100 | 1,039 | 100 | 1,009 | 100 | 1,055 | 100 |

