



Texas Southern University (1350)

Policy Option(s)

1
4
8

Texas Southern University (1350) - Utilization as of February 1, 2023


Confidential Property of UnitedHealth Group. Recipient shall be liable for using and protecting from further disclosure or misuse, consistent with applicable law.

Annualized Membership

2022-23 policy year is an estimate.

Students

Dependents



2022-23 Membership by Age Group

17 and Under

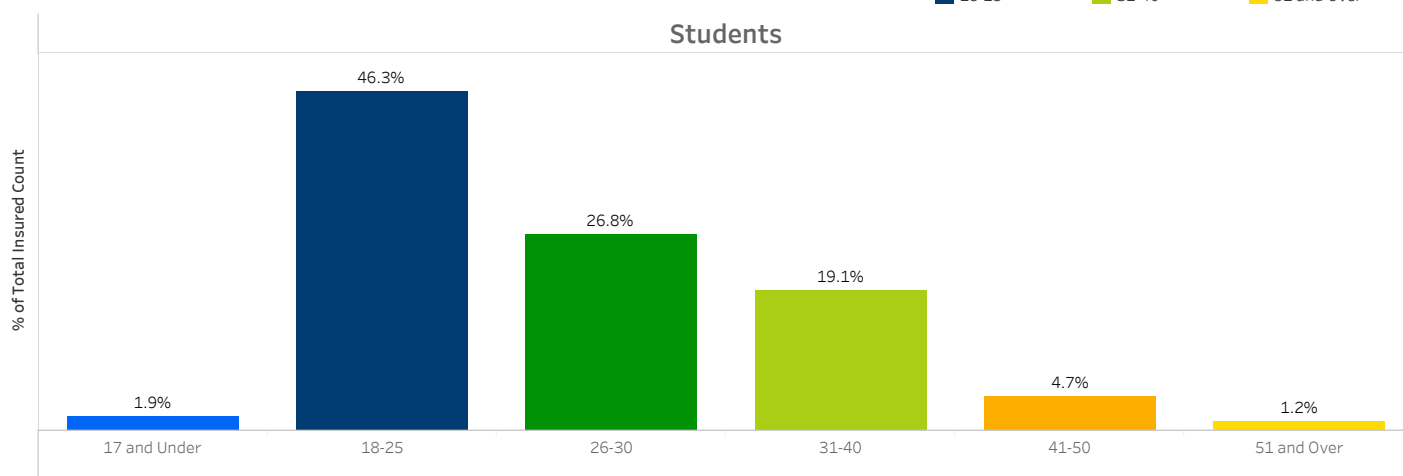
26-30

41-50

18-25

31-40

51 and Over



Texas Southern University (1350) - Membership as of February 1, 2023


Confidential Property of UnitedHealth Group. Recipient shall be liable for using and protecting from further disclosure or misuse, consistent with applicable law.

Annualized Membership

2021-22 policy year is an estimate.

Students

Dependents

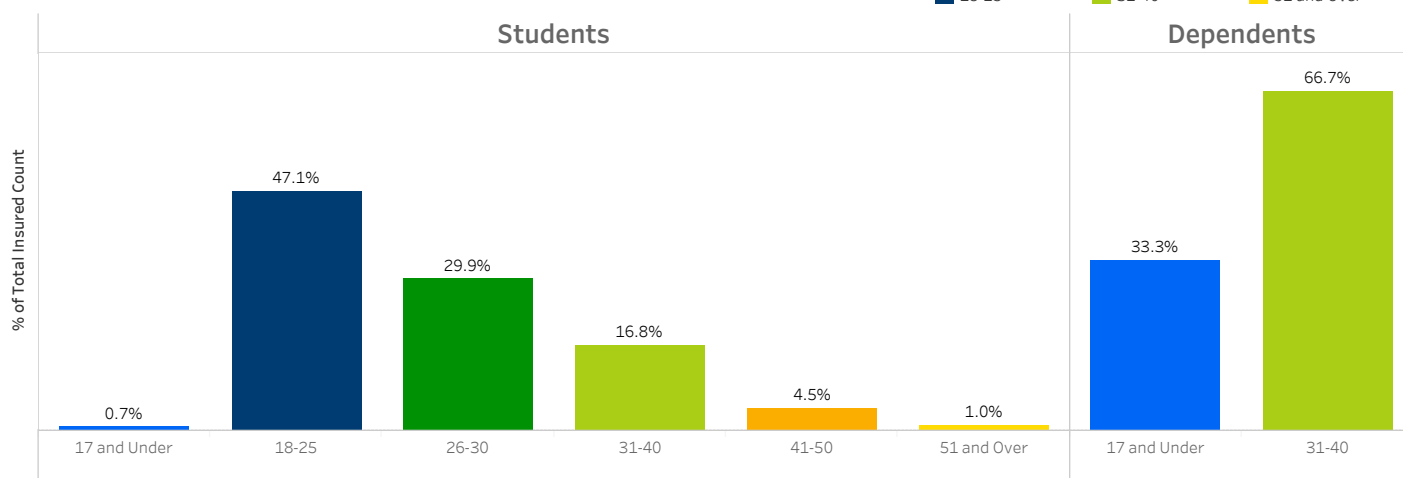


2021-22 Membership by Age Group

17 and Under
18-25

26-30
31-40

41-50
51 and Over

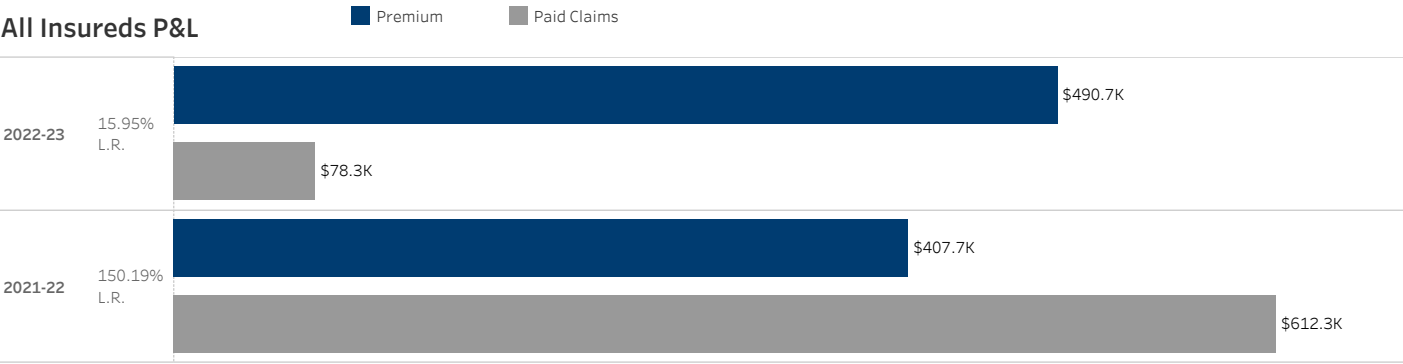


Texas Southern University (1350) - Membership as of February 1, 2023

Confidential Property of UnitedHealth Group. Recipient shall be liable for using and protecting from further disclosure or misuse, consistent with applicable law.

Plan Experience Overview

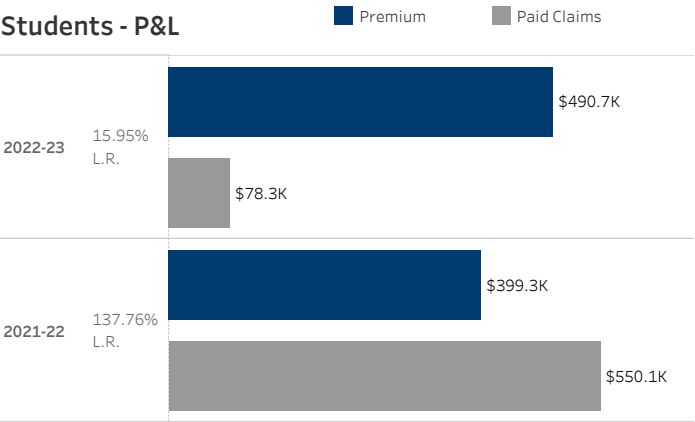
All Insureds P&L



Values are displayed in thousands

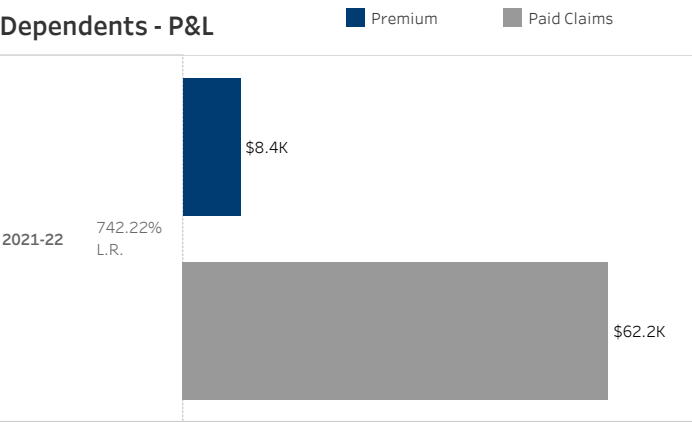
The premium reported includes all of the following taxes and fees: Premium tax, PPACA Patient-centered Outcomes Research Institute (PCORI) fee, PPACA reinsurance fee and the PPACA health insurance tax (HIT). Also included in the premium is all outside broker commissions (if applicable.)

Students - P&L



Values are displayed in thousands

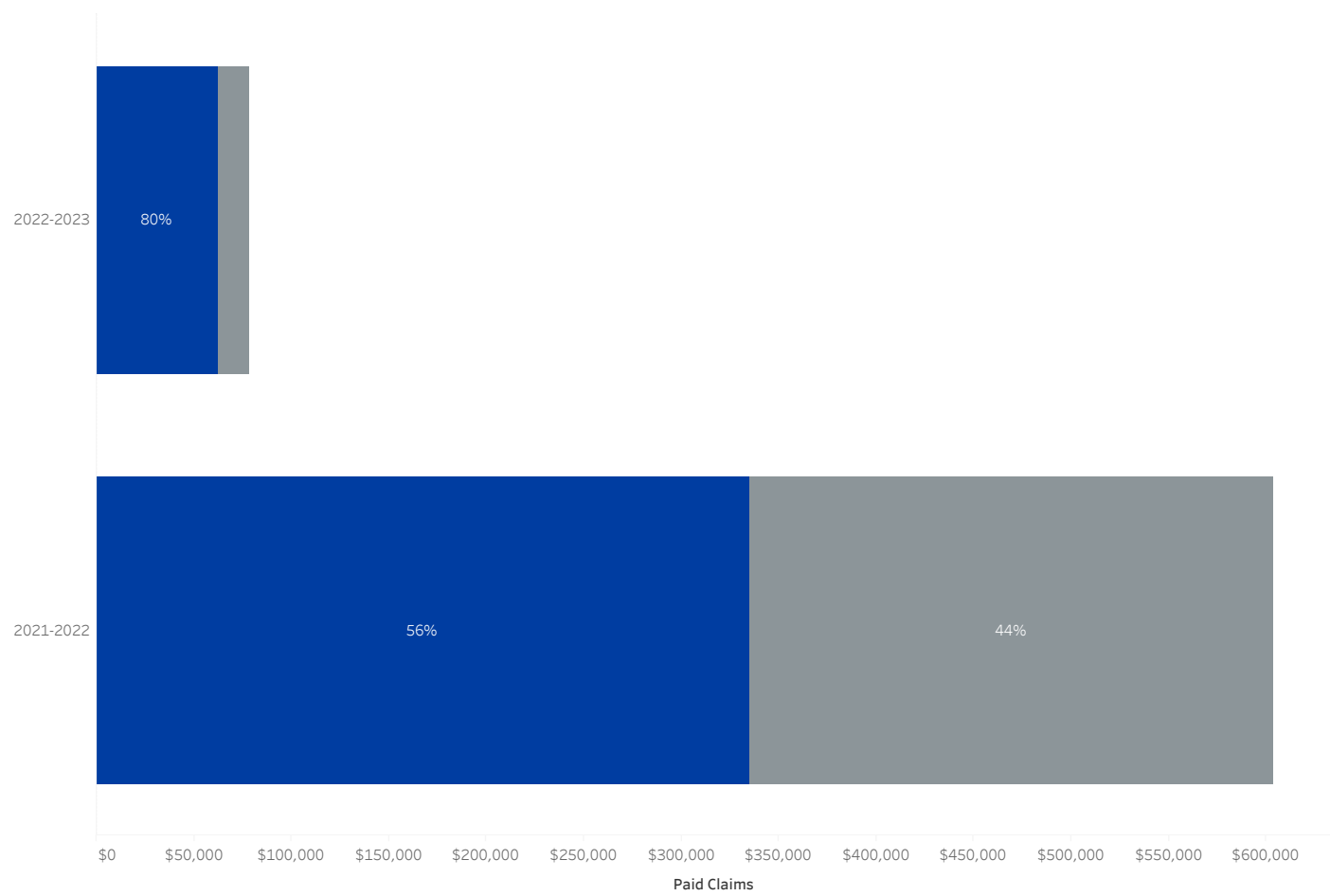
Dependents - P&L



Values are displayed in thousands

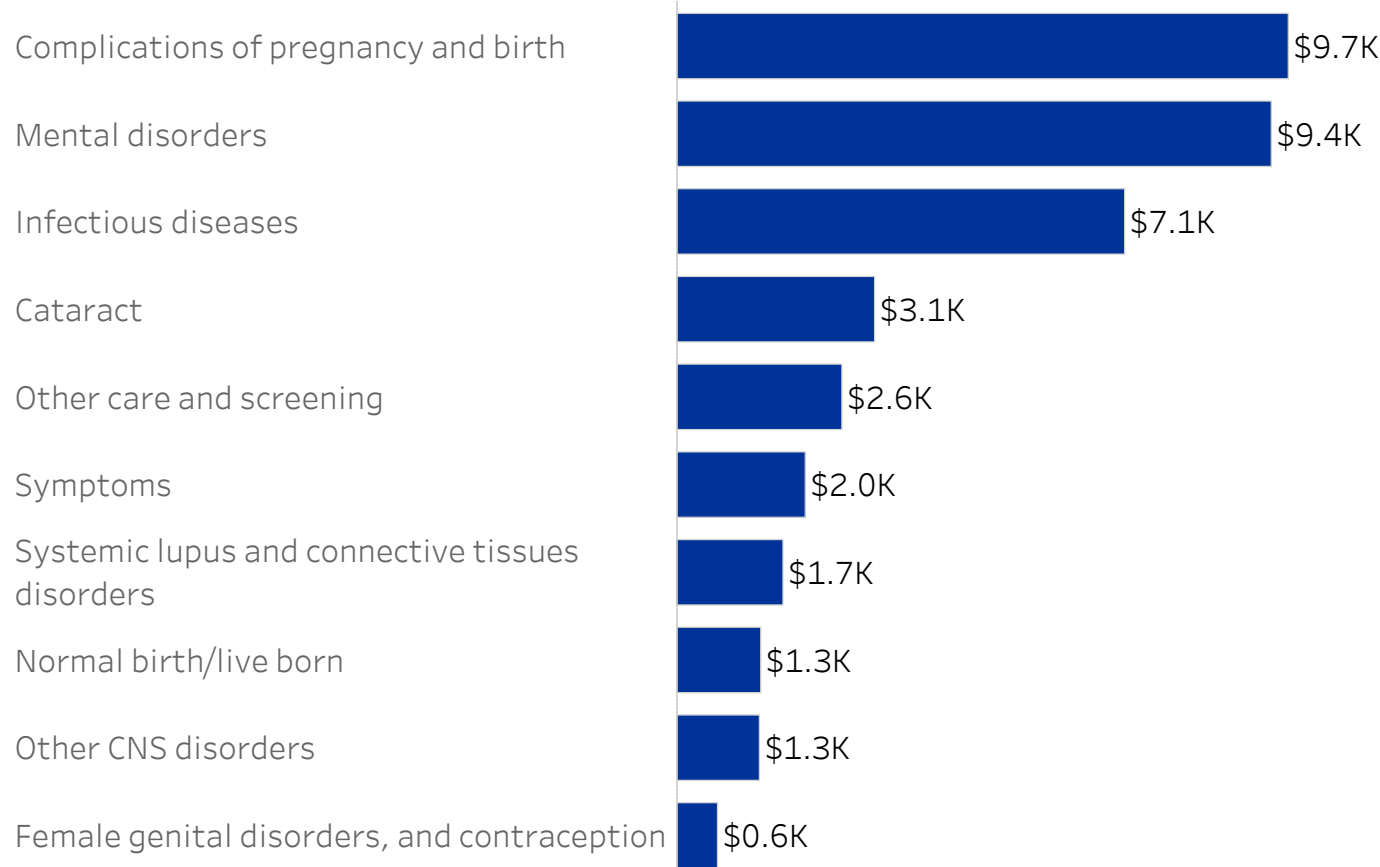
Network Experience

Out-of-Network
In-Network



Top 10 Diagnoses 2022-23 Policy Year

Clinical Classification Software (CCS) Condition Descriptions group relevant International Classification of Diseases (ICD) Codes into clinically meaningful categories.



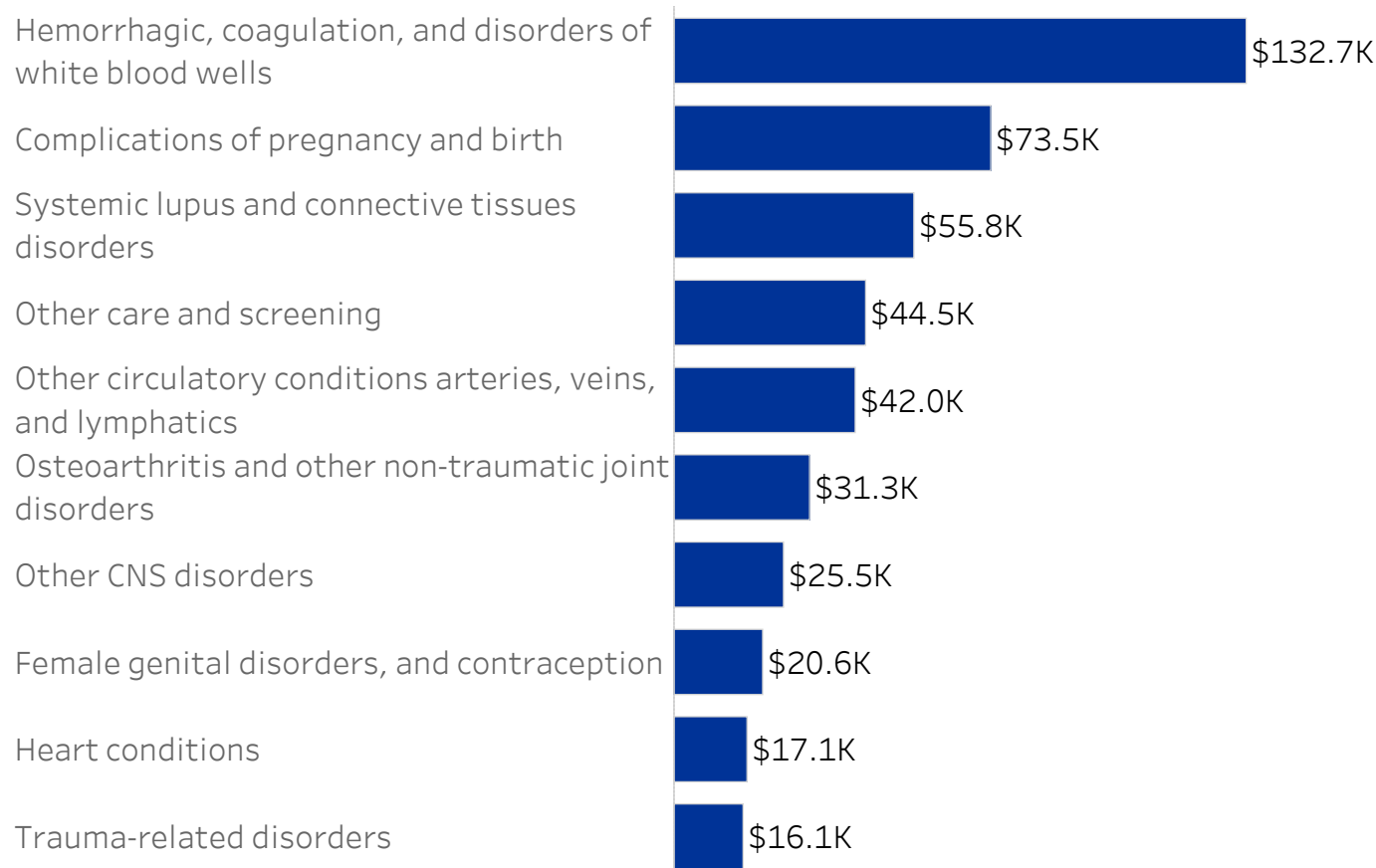
Values are displayed in thousands

Texas Southern University (1350) - Utilization as of February 1, 2023

Confidential Property of UnitedHealth Group. Recipient shall be liable for using and protecting from further disclosure or misuse, consistent with applicable law.

Top 10 Diagnoses 2021-22 Policy Year

Clinical Classification Software (CCS) Condition Descriptions group relevant International Classification of Diseases (ICD) Codes into clinically meaningful categories.



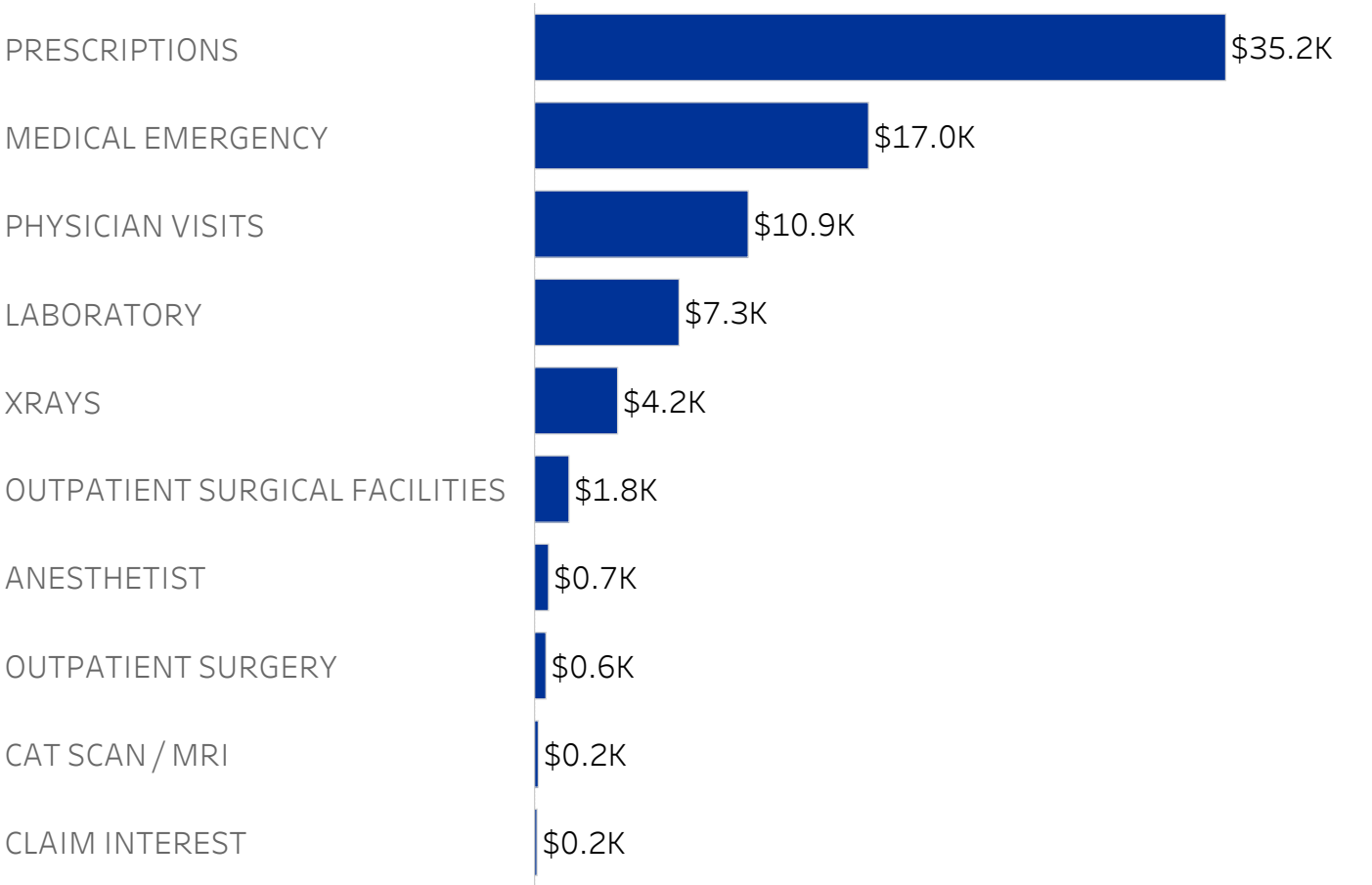
Values are displayed in thousands

Texas Southern University (1350) - Utilization as of February 1, 2023

Confidential Property of UnitedHealth Group. Recipient shall be liable for using and protecting from further disclosure or misuse, consistent with applicable law.

Top 10 SR Charge Categories

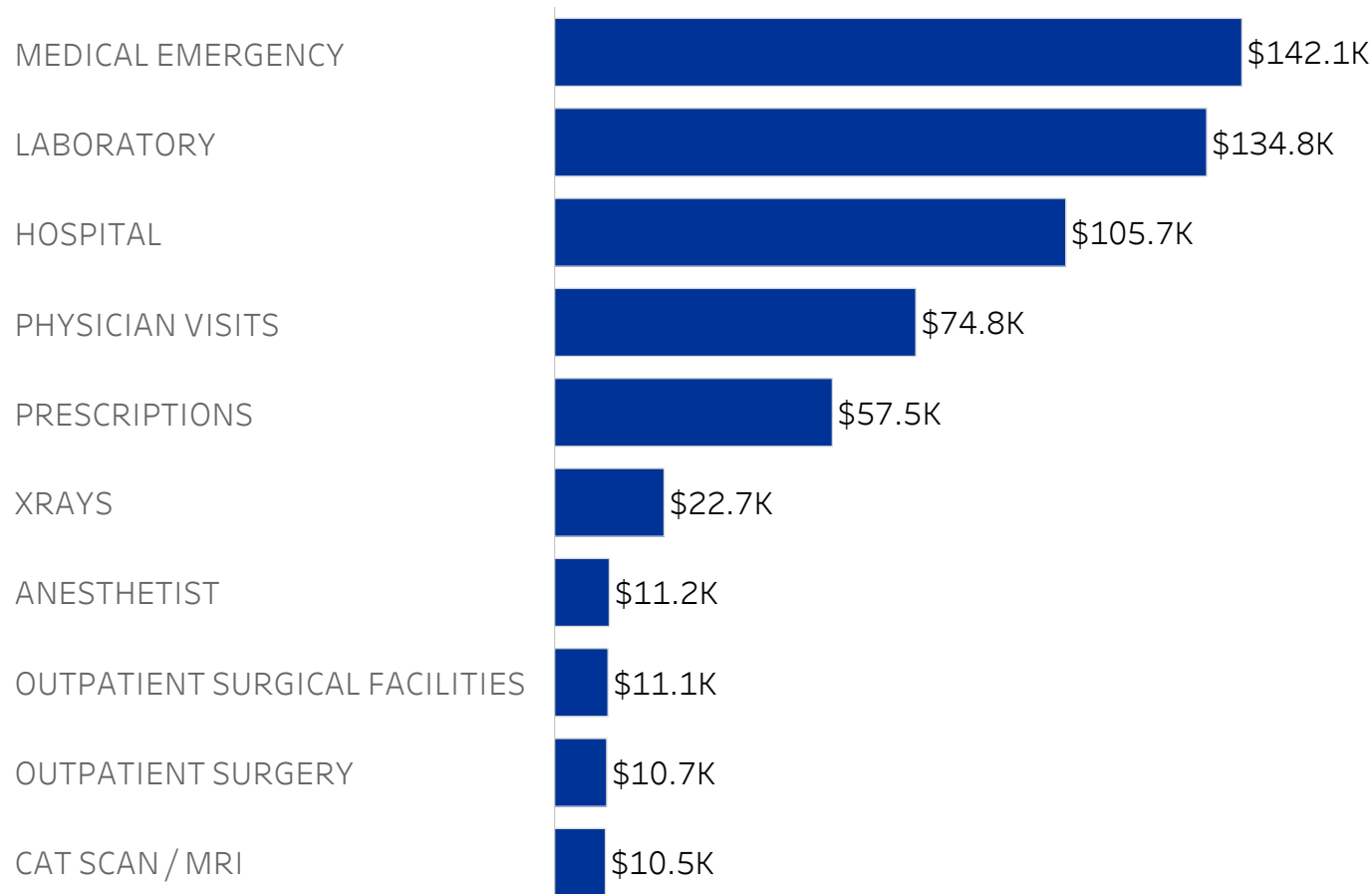
2022-23 Policy Year



Values are displayed in thousands

Top 10 SR Charge Categories

2021-22 Policy Year



Values are displayed in thousands

Texas Southern University (1350) - Utilization as of February 1, 2023

Confidential Property of UnitedHealth Group. Recipient shall be liable for using and protecting from further disclosure or misuse, consistent with applicable law.

Claims greater than \$100,000

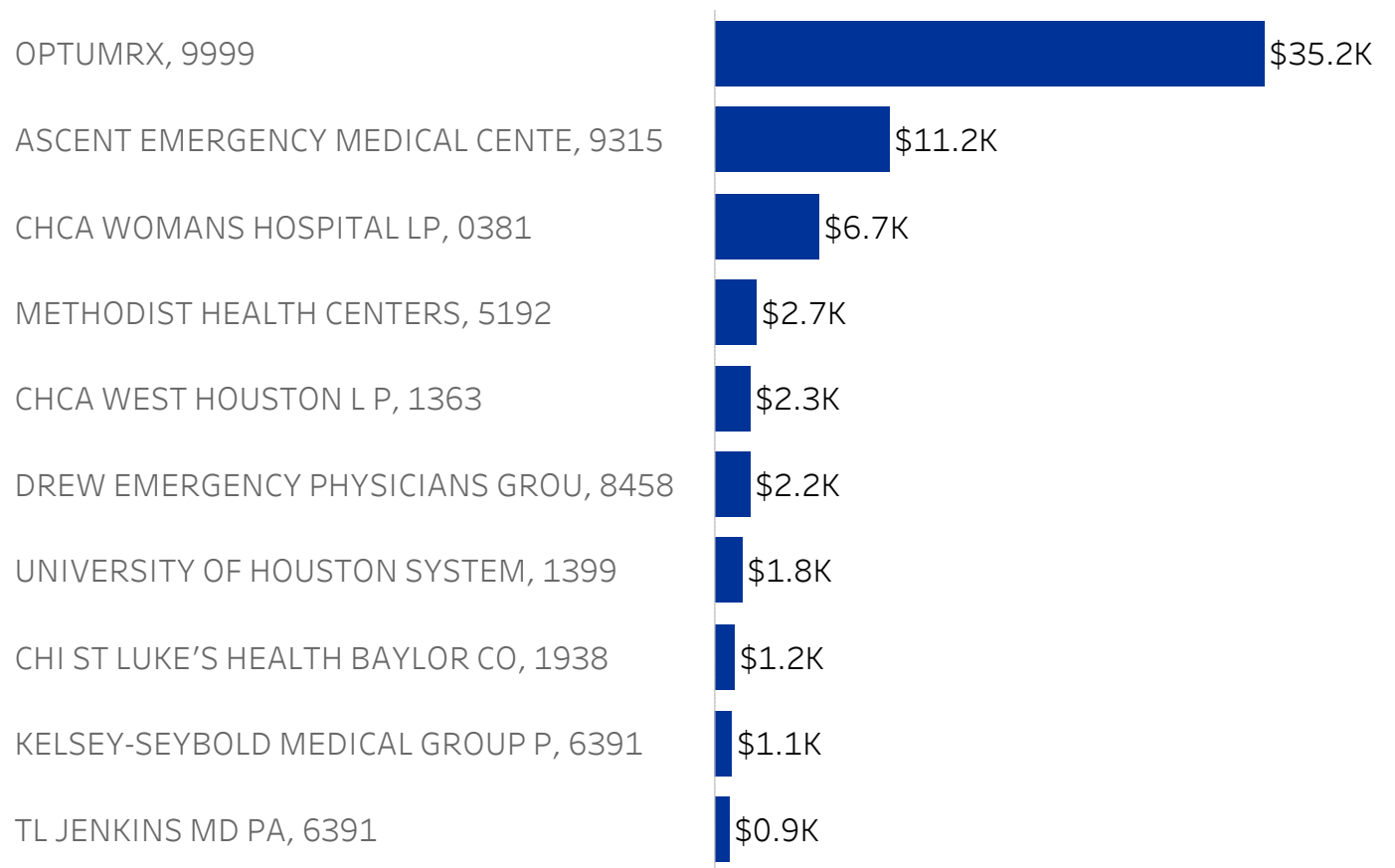
Policy Year	Day of Date Diagnosis	Student-De..	ICD Code Description	Claimed Amount	Paid Claims
2021-22	August 31, 2021	Student	HB-SS DISEASE WITH CRISIS UNSPECIFIED	\$258,502	\$131,555

Texas Southern University (1350) - Claims greater than \$100,000 - Utilization as of February 1, 2023

Confidential Property of UnitedHealth Group. Recipient Shall be liable for using and protecting from further disclosure or misuse, consistent with applicable law.

Top Billing Providers

2022-23 Policy Year



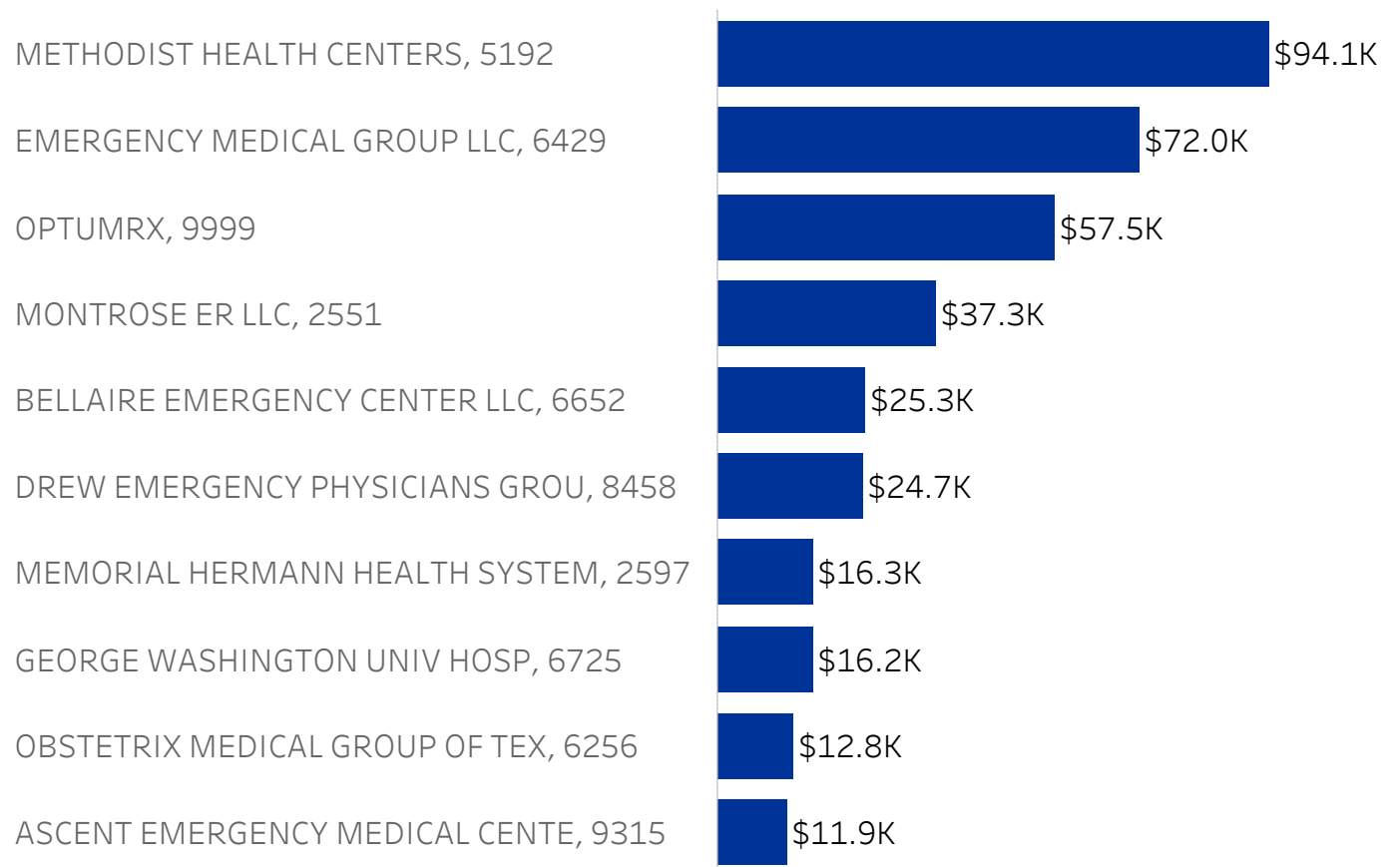
Values are displayed in thousands

Texas Southern University (1350) - Utilization as of February 1, 2023

Confidential Property of UnitedHealth Group. Recipient shall be liable for using and protecting from further disclosure or misuse, consistent with applicable law.

Top Billing Providers

2021-22 Policy Year



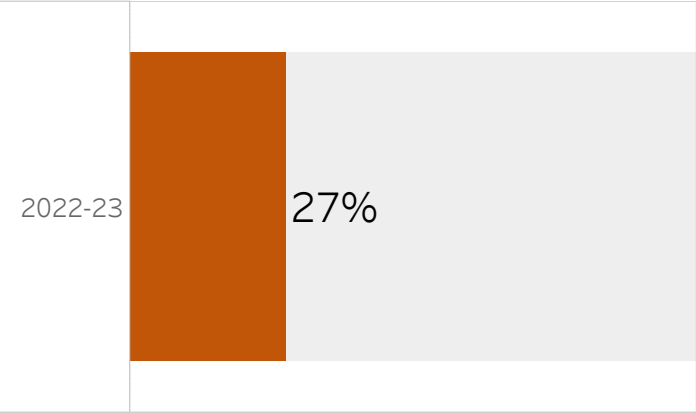
Values are displayed in thousands

Texas Southern University (1350) - Utilization as of February 1, 2023

Confidential Property of UnitedHealth Group. Recipient shall be liable for using and protecting from further disclosure or misuse, consistent with applicable law.

Top Rx Report

Percentage of Members Utilizing Rx



Top Drugs by Claimant Count

Drug Name	Tier	Script Count	Claimant Count	Copay	Paid Claims
IBUPROFEN	1	18	14	\$90	\$10
AMOXICILLIN	1	11	6	\$35	\$1
AZITHROMYCIN	1	9	8	\$48	\$13
FLUCELVAX QUADRIVALENT 2022-2023	3	7	7	\$0	\$197
METHYLPREDNISOLONE DOSE PACK	1	6	6	\$54	\$30
PFIZER-BIONTECH COVID-19 VACCINE/BIVALENT/BA.4/BA.5	3	6	6	\$0	\$240

Top Drugs by Paid Claims

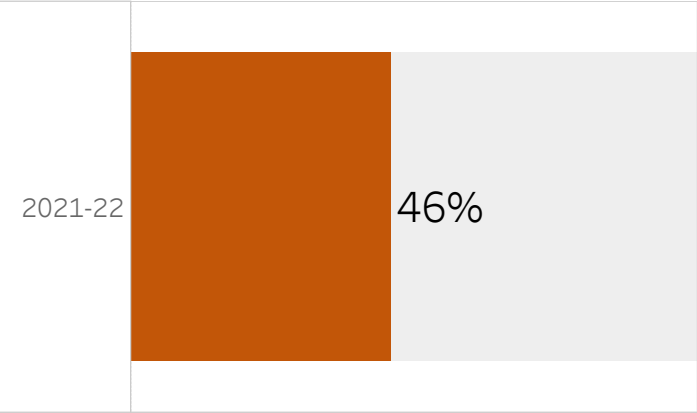
Drug Name	Tier	Claimant Count	Copay	Paid Claims
TRIUMEQ	2	1	\$175	\$16,204
TOUJEO MAX SOLOSTAR	2	1	\$150	\$4,051
BIKTARVY	3	1	\$60	\$3,402
HUMALOG KWIKPEN	2	1	\$75	\$2,313
ADDERALL XR	2	2	\$315	\$1,563
SYNJARDY XR	2	1	\$88	\$1,454
ADVAIR DISKUS	3	1	\$150	\$914
LO LOESTRIN FE	1	1	\$0	\$462
FC2 FEMALE CONDOM	9	1	\$0	\$390
AMPHETAMINE/DEXTROAMPHETAMI..	1	4	\$90	\$357

Top Therapeutic Classes by Claimant Count

	Claimant Count	Copay	Paid Claims
BIOLOGICALS	22	\$0	\$1,888
ANTIARTHRITICS	15	\$96	\$10
SYSTEMIC CONTRACEPTIVES	12	\$119	\$1,206
GLUCOCORTICOIDS	10	\$73	\$58
PENICILLINS	9	\$65	\$14
ERYTHROMYCINS	8	\$48	\$13
ANTIVIRALS	7	\$275	\$19,830
MISCELLANEOUS	7	\$43	\$200
NARCOTIC ANALGESICS	7	\$27	\$0
PSYCHOSTIMULANTS-ANTIDEPRESSANTS	7	\$122	\$51

Top Rx Report

Percentage of Members Utilizing Rx



Top Drugs by Claimant Count

Drug Name	Tier	Script Count	Claimant Count	Copay	Paid Claims
PFIZER-BIONTECH COVID-19 VACCINE	3	55	41	\$0	\$2,120
MODERNA COVID-19 VACCINE	3	24	20	\$0	\$880
CYCLOBENZAPRINE HYDROCHLORIDE	1	20	10	\$57	\$13
IBUPROFEN	1	16	14	\$129	\$24
PFIZER-BIONTECH COVID-19 VACCIN..	3	16	13	\$0	\$560
PREDNISONE	1	14	9	\$28	\$0
ALBUTEROL SULFATE HFA	2	13	9	\$212	\$44
METRONIDAZOLE	1	13	9	\$67	\$305
AMOXICILLIN	1	10	9	\$63	\$4

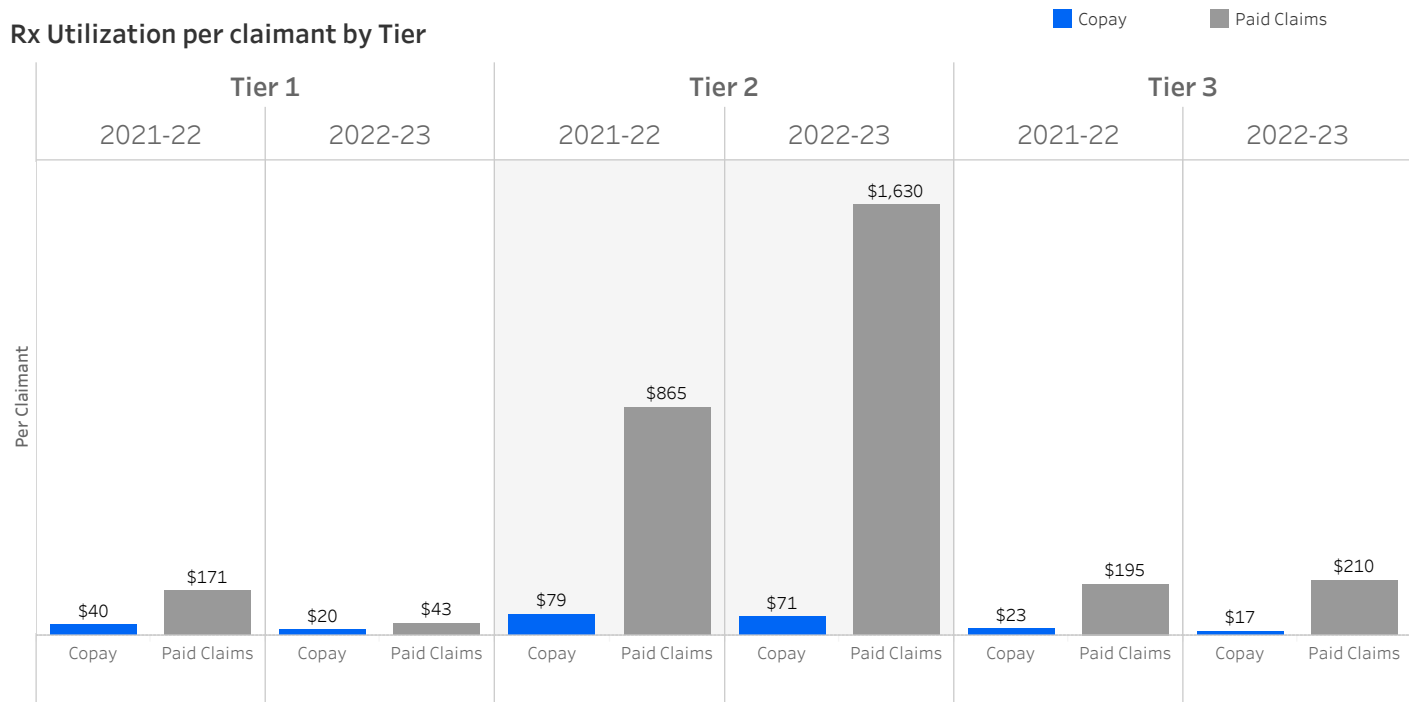
Top Drugs by Paid Claims

Drug Name	Tier	Claimant Count	Copay	Paid Claims
BIKTARVY	3	1	\$180	\$9,841
TOUJEO MAX SOLOSTAR	2	1	\$313	\$7,158
SYNJARDY XR	2	1	\$350	\$5,701
PREDNISOLONE SODIUM PHOSPHATE	1	1	\$20	\$4,936
ELIQUIS	2	1	\$105	\$3,589
XARELTO	2	1	\$245	\$3,387
TRIUMEQ	2	1	\$35	\$3,187
PFIZER-BIONTECH COVID-19 VACCINE	3	41	\$0	\$2,120
ADDERALL XR	2	2	\$350	\$1,718
OXCARBAZEPINE	1	1	\$110	\$1,573

Top Therapeutic Classes by Claimant Count

	Claimant Count	Copay	Paid Claims
BIOLOGICALS	77	\$0	\$5,167
GLUCOCORTICOIDS	26	\$271	\$5,157
ANTIARTHRITICS	20	\$179	\$44
NARCOTIC ANALGESICS	13	\$176	\$266
PENICILLINS	12	\$91	\$40
BRONCHIAL DILATORS	11	\$237	\$50
MUSCLE RELAXANTS	11	\$87	\$80
OTHER ANTIBIOTICS	11	\$198	\$171
SYSTEMIC CONTRACEPTIVES	10	\$59	\$759

Rx Utilization per claimant by Tier



Rx Utilization by Tier

Tier	2021-22			2022-23		
	Claimant Count	Copay	Paid Claims	Claimant Count	Copay	Paid Claims
1	78	\$3,156	\$13,335	57	\$1,153	\$2,440
2	31	\$2,461	\$26,821	16	\$1,140	\$26,083
3	89	\$2,014	\$17,350	30	\$502	\$6,296

Texas Southern University (1350) - Utilization as of February 1, 2023

Confidential Property of UnitedHealth Group. Recipient shall be liable for using and protecting from further disclosure or misuse, consistent with applicable law.