

A Review of TSU's First-time Freshmen Population Fall 2015 to 2019

Prepared By:



TEXAS SOUTHERN UNIVERSITY

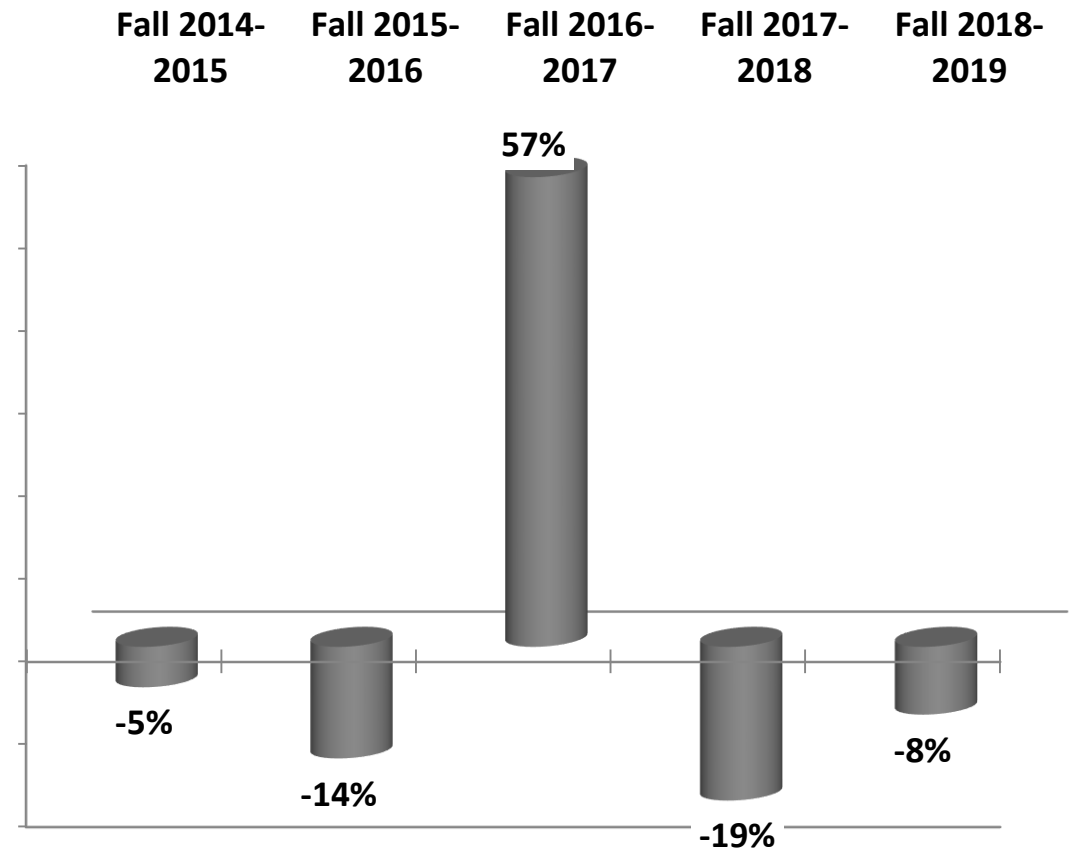
Office of Institutional Assessment,
Planning & Effectiveness



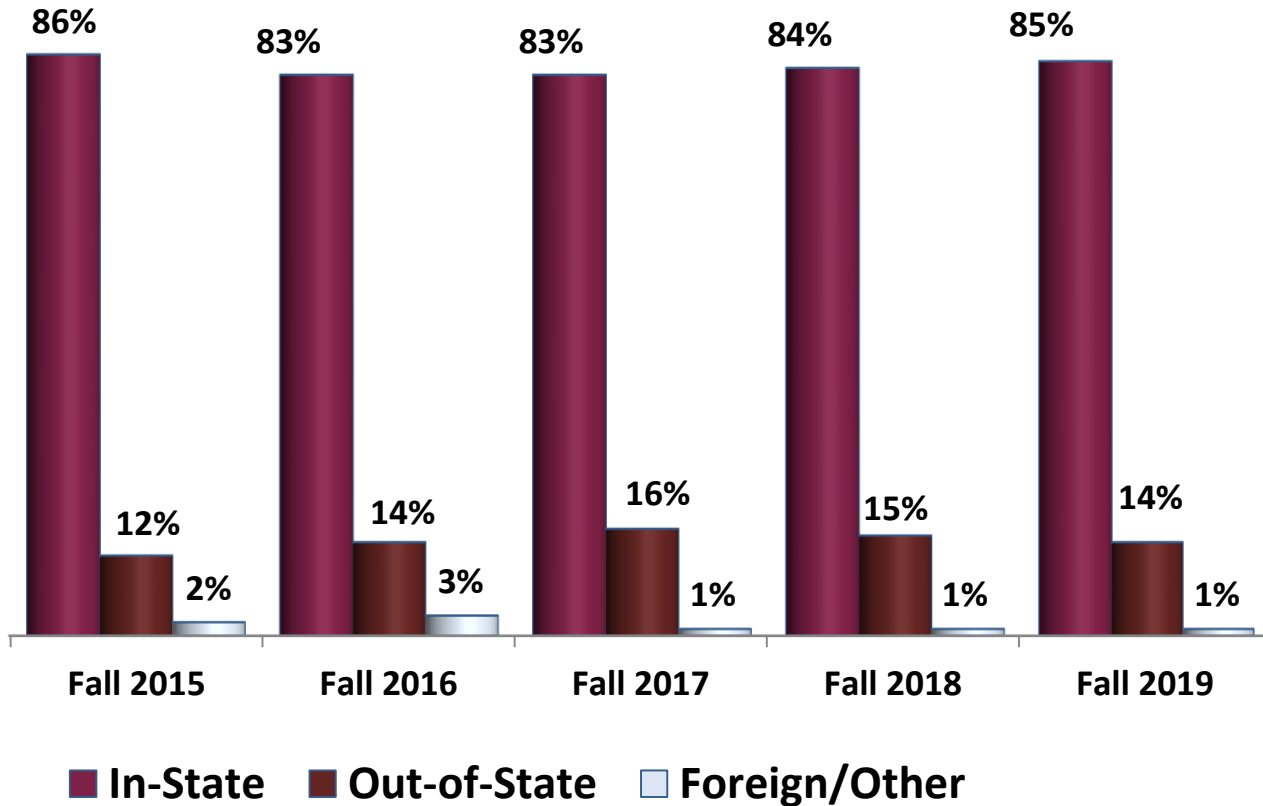
Total Enrollment



Percent Change Over Prior Year



Residency Status



Counties of In-State Students Fall 2015 to Fall 2019 Top 5 Counties

Harris
 Dallas
 Fort Bend
 Tarrant
 Bexar

Average Age

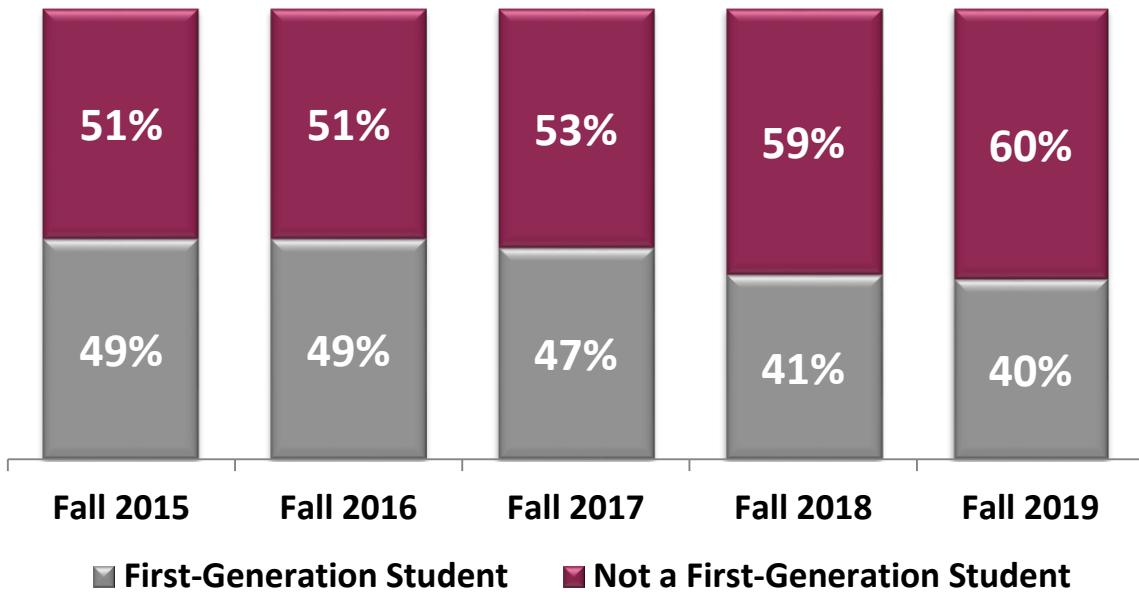
Fall 2015 to Fall 2019
 18 years old



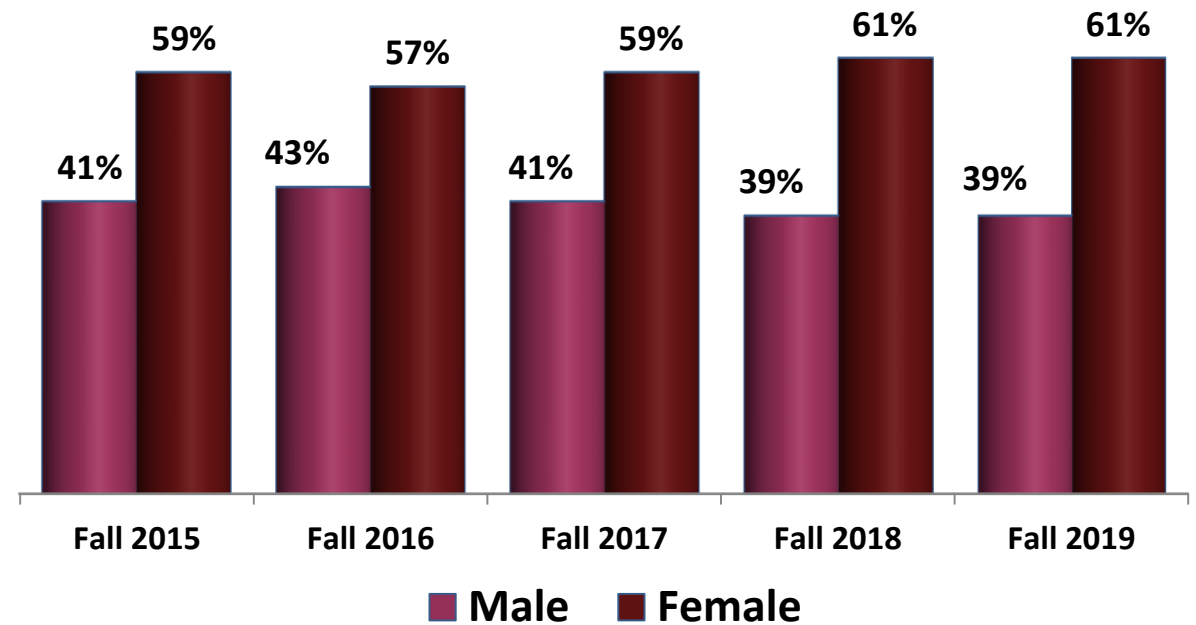
Ethnicity

		Fall 2015	Fall 2016	Fall 2017	Fall 2018	Fall 2019
White-Non-Hispanic	Count	44	34	10	26	14
	% within Semester of Enrollment	3.0%	2.7%	.5%	1.6%	.9%
Black African American	Count	1226	1093	1721	1422	1283
	% within Semester of Enrollment	84.1%	86.7%	87.1%	88.5%	87.0%
Hispanic or Latino	Count	99	66	119	87	112
	% within Semester of Enrollment	6.8%	5.2%	6.0%	5.4%	7.6%
Asian	Count	21	15	23	15	7
	% within Semester of Enrollment	1.4%	1.2%	1.2%	.9%	.5%
American Indian or Alaskan Native	Count	29	16	17	33	0
	% within Semester of Enrollment	2.0%	1.3%	.9%	2.1%	.0%
International	Count	31	32	24	21	9
	% within Semester of Enrollment	2.1%	2.5%	1.2%	1.3%	.6%
Native Hawaiian or Pacific Islander	Count	2	3	0	1	0
	% within Semester of Enrollment	.1%	.2%	.0%	.1%	.0%
Unknown or Not Reported	Count	5	1	0	0	0
	% within Semester of Enrollment	.3%	.1%	.0%	.0%	.0%
Multi-Racial	Count	0	0	61	2	50
	% within Semester of Enrollment	.0%	.0%	3.1%	.1%	3.4%
Total	Count	1457	1260	1975	1607	1475

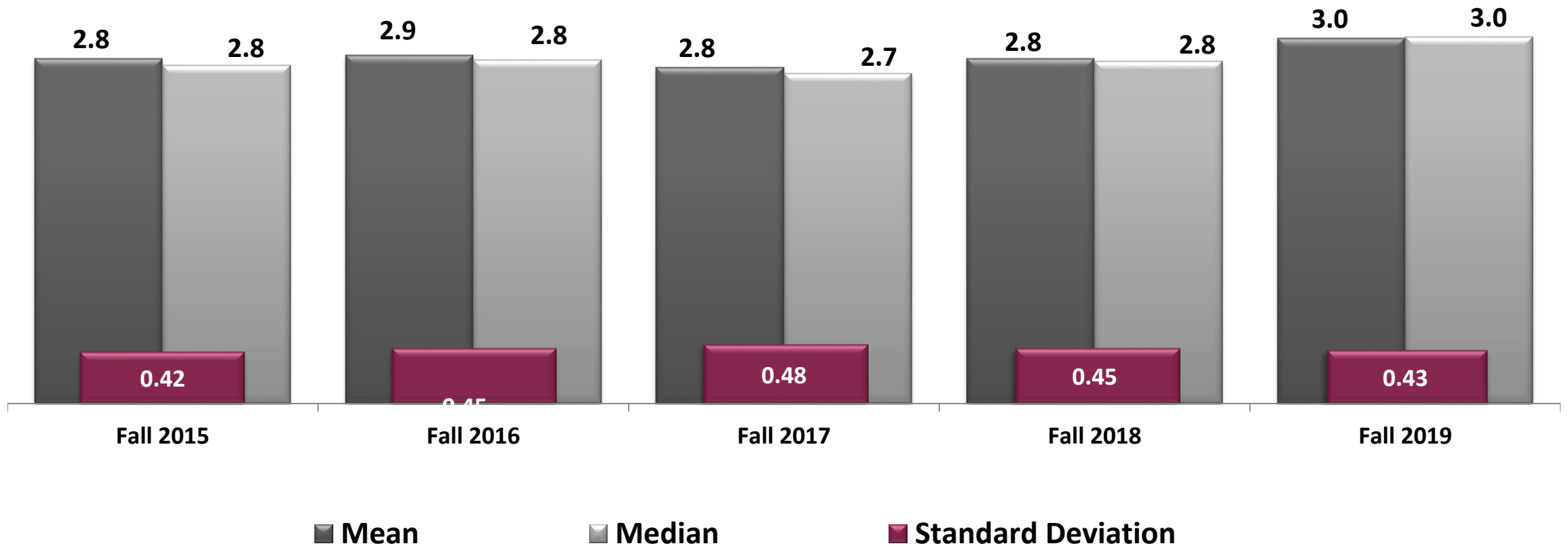
First-Generation Status



Gender



High School GPA





Enrollment By High School

Fall 2015

Top 10 Feeder High Schools	#	% of Population
Foreign High School	31	2.1
Mirabeau B Lamar Sr HS	24	1.6
Jack Yates High School	23	1.6
Barbara Jordan High School	22	1.5
Dekaney High School	22	1.5
Desoto High School	22	1.5
North Shore High School	22	1.5
Lancaster E Robertson High School	21	1.4
Davis High School (Aldine)	20	1.4
Hasting HS-Alief ISD	20	1.4
North Crowley HS, Fort Worth	20	1.4

Fall 2016

Top 10 Feeder High Schools	#	% of Population
Foreign High School	32	2.5
Jack Yates High School	26	2.1
Desoto High School	24	1.9
Manvel High School- Manvel,TX.	22	1.7
Dekaney High School	21	1.7
Westbury Senior High	21	1.7
James Madison HS Met/SpSci	17	1.3
Taylor HS - Alief ISD	17	1.3
Kashmere Senior High School	15	1.2
Mirabeau B Lamar Sr HS, Hou	15	1.2



Enrollment By High School

Fall 2017

Top 10 Feeder High Schools	#	% of Population
Taylor HS - Alief ISD	35	1.8
Desoto High School	34	1.7
Ross Shaw Sterling HS (HOU)	33	1.7
South Oak Cliff High School	29	1.5
Duncanville High School	28	1.4
Elsik High School	25	1.3
Foreign High School	23	1.2
Jack Yates High School	23	1.2
Cedar Hill High School	22	1.1
Hightower HS	22	1.1
Thurgood Marshall HS, FBISD	22	1.1

Fall 2018

Top 10 Feeder High Schools	#	% of Population
Mirabeau B Lamar Sr HS, Hou	33	2.1
Desoto High School	31	1.9
Skyline High School	26	1.6
E E Worthing Sr High School	21	1.3
Jack Yates High School	19	1.2
South Oak Cliff High School	19	1.2
Foreign High School	18	1.1
North Forest High School-2017	18	1.1
David W Carter High School	16	1.0
Eisenhower High School	16	1.0



Enrollment By High School

Fall 2019

Top 10 Feeder High Schools	#	% of Population
Desoto High School	33	2.2
Hightower HS	23	1.6
David W Carter High School	21	1.4
Jack Yates High School	21	1.4
Cedar Hill High School	19	1.3
Mirabeau B Lamar Sr HS, Hou	17	1.2
Ross Shaw Sterling HS (HOU)	16	1.1
Dekaney High School	15	1.0
Duncanville High School	15	1.0
Justin F Kimball High School	15	1.0
Shadow Creek HS	15	1.0



Fall 2015

Highest Enrollment CIP code & Major	#	% of Population	Lowest Enrollment CIP code & Major	#	% of Population
<u>26010100</u> Biology	193	13.2	<u>15061200</u> Industrial Technology	6	.4
<u>51110300</u> Prepharmacy	151	10.4	<u>51220200</u> Environmental Health	6	.4
<u>52020100</u> Business Administration/Mgmt	108	7.4	<u>52120100</u> Management Information Systems	6	.4
<u>42010100</u> Psychology	84	5.8	<u>14100100</u> Electrical and Computer Engr	5	.3
<u>43010300</u> Administration of Justice	66	4.5	<u>54010100</u> History	5	.3
<u>31050400</u> Sport Management	61	4.2	<u>51070600</u> Health Information Management	4	.3
<u>52030100</u> Accounting	58	4.0	<u>27010100</u> Mathematics	3	.2
<u>52140100</u> Marketing	52	3.6	<u>43030200</u> Emerg Mgmt & Homeland Sec	3	.2
<u>15120100</u> Computer Engineering Technology	41	2.8	<u>15130100</u> Drafting & Design Technology	1	.1
<u>30999901</u> Interdisciplinary Studies	41	2.8	<u>16090500</u> Spanish	1	.1
<u>31050500</u> Human Performance	41	2.8	<u>40080100</u> Physics	1	.1
			<u>52020500</u> Construction Technologies	1	.1



Fall 2016

Highest Enrollment CIP code & Major	#	% of Population	Lowest Enrollment CIP code & Major	#	% of Population
<u>26010100</u> Biology	170	13.5	<u>52120100</u> Management Information Systems	5	.4
<u>51110300</u> Prepharmacy	102	8.1	<u>23010100</u> English	4	.3
<u>42010100</u> Psychology	94	7.5	<u>15061200</u> Industrial Technology	2	.2
<u>52020100</u> Business Administration/Mgmt	86	6.8	<u>40080100</u> Physics	2	.2
<u>43010300</u> Administration of Justice	69	5.5	<u>43030200</u> Emerg Mgmt & Homeland Sec	2	.2
<u>31050400</u> Sport Management	58	4.6	<u>51100500</u> Clinical Laboratory Science	2	.2
<u>24010200</u> General Studies	50	4.0	<u>51220200</u> Environmental Health	2	.2
<u>31050500</u> Human Performance	47	3.7	<u>15130100</u> Drafting & Design Technology	1	.1
<u>52140100</u> Marketing	45	3.6	<u>51070600</u> Health Information Management	1	.1
<u>50090100</u> Music	36	2.9	<u>51310100</u> Dietetics	1	.1



Fall 2017

Highest Enrollment CIP code & Major	#	% of Population	Lowest Enrollment CIP code & Major	#	% of Population
<u>26010100</u> Biology	270	13.7	<u>44040100</u> Public Affairs/Administration	8	.4
<u>52020100</u> Business Administration/Mgmt	139	7.0	<u>15061200</u> Industrial Technology	7	.4
<u>43010300</u> Administration of Justice	135	6.8	<u>51220200</u> Environmental Health	7	.4
<u>42010100</u> Psychology	130	6.6	<u>52020900</u> Maritime Transportation Management And Security	7	.4
<u>51110300</u> Prepharmacy	109	5.5	<u>51070600</u> Health Information Management	6	.3
<u>31050400</u> Sport Management	101	5.1	<u>51100500</u> Clinical Laboratory Science	6	.3
<u>24010200</u> General Studies	96	4.9	<u>40080100</u> Physics	2	.1
<u>51000100</u> Health	81	4.1	<u>52120100</u> Management Information Systems	2	.1
<u>52140100</u> Marketing	62	3.1	<u>16090500</u> Spanish	1	.1
<u>9070100</u> Radio, Television & Film	57	2.9	<u>45060100</u> Economics	1	.1



Fall 2018

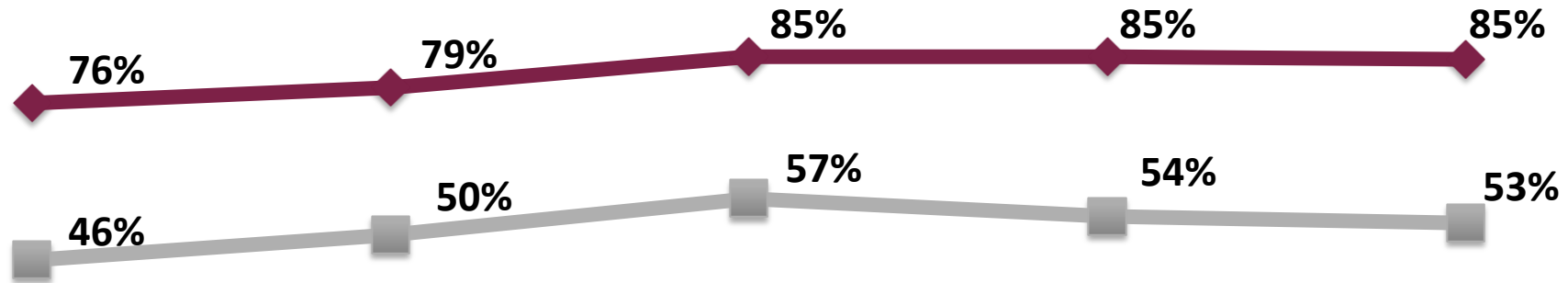
Highest Enrollment CIP code & Major	#	% of Population	Lowest Enrollment CIP code & Major	#	% of Population
<u>26010100</u> Biology	271	16.9	<u>43030200</u> Emerg Mgmt & Homeland Sec	4	.2
<u>52020100</u> Business Administration/Management	130	8.1	<u>44040100</u> Public Affairs/Administration	4	.2
<u>43010300</u> Administration of Justice	124	7.7	<u>15061200</u> Industrial Technology	3	.2
<u>42010100</u> Psychology	96	6.0	<u>31050100</u> Human Performance	3	.2
<u>51110300</u> Prepharmacy	94	5.8	<u>51070600</u> Health Information Management	3	.2
<u>52140100</u> Marketing	69	4.3	<u>51100500</u> Clinical Laboratory Science	3	.2
<u>31050500</u> Human Performance	67	4.2	<u>40080100</u> Physics	2	.1
<u>9070100</u> Radio, Television & Film	56	3.5	<u>51220200</u> Environmental Health	2	.1
<u>31050400</u> Sport Management	55	3.4	<u>52020900</u> Maritime Transportation Management And Security	2	.1
<u>30999901</u> Interdisciplinary Studies	42	2.6	<u>16090500</u> Spanish	1	.1



Fall 2019

Highest Enrollment CIP code & Major	#	% of Population	Lowest Enrollment CIP code & Major	#	% of Population
<u>26010100</u> Biology	239	16.2	<u>15061200</u> Industrial Technology	6	.4
<u>42010100</u> Psychology	115	7.8	<u>52120100</u> Management Information Systems	5	.3
<u>43010300</u> Administration of Justice	107	7.3	<u>54010100</u> History	5	.3
<u>52020100</u> Business Administration/Management	104	7.1	<u>44040100</u> Public Affairs/Administration	4	.3
<u>31050500</u> Human Performance	71	4.8	<u>52020900</u> Maritime Transportation Management And Security	4	.3
<u>52140100</u> Marketing	70	4.7	<u>51070600</u> Health Information Management	3	.2
<u>51110300</u> Prepharmacy	60	4.1	<u>15020100</u> Civil Engineering Technology	2	.1
<u>31050400</u> Sport Management	45	3.1	<u>43030200</u> Emerg Mgmt & Homeland Sec	2	.1
<u>9070100</u> Radio, Television & Film	44	3.0	<u>40080100</u> Physics	1	.1
<u>44070100</u> Social Work	41	2.8	<u>51220200</u> Environmental Health	1	.1

Persistence Rates



Fall 2014-15

Fall 2015-16

Fall 2016-17

Fall 2017-18

Fall 2018-19

◆ Fall to Spring Persistence

■ Persistence