



TEXAS SOUTHERN UNIVERSITY

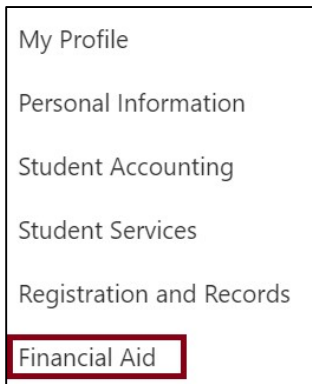
My Financial Aid *Student User Guide*

General Overview

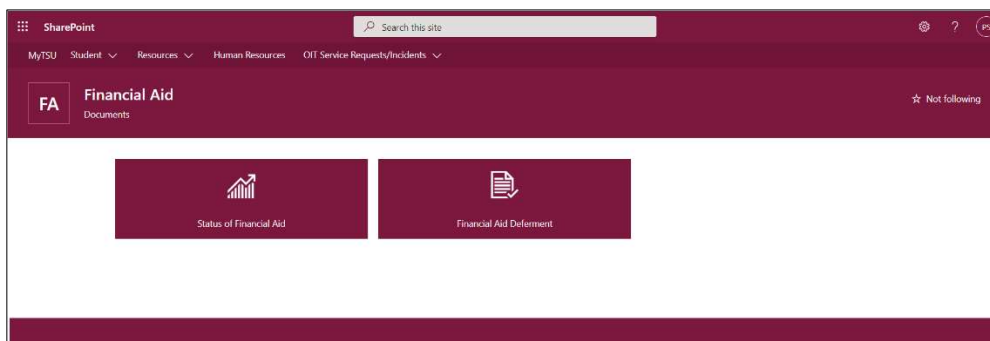
1. Navigate to MyTSU portal landing page click, 'Student'




2. Choose "Financial Aid"



Two (2) intuitive and adaptive tiles (shortcuts) will display, but with sub-menus.



3. Choose “**Status of Financial Aid**” tile.



Access to:

- **Student Requirements**
 - Unsatisfied
 - Satisfied
 - General websites and links

- **Award Offer**
 - Housing status
 - Cost of attendance
 - Grants and scholarships to pay for college
 - Net cost
 - Options to pay net costs
 - Loans
 - Additional payment options
 - Other resources
 - Financial Aid History
 - All years of attendance
 - Option to filter by academic year or view a summary of all years.


- **Resources**
 - Response to questions
 - Terms and conditions

- **Notifications**
 - Direct messaging from the Office of Student Financial Assistance

- **Satisfactory Academic Progress**
 - Standards to ensure students are successfully completing their coursework and can continue to receive financial aid funding.

- **College Financing Plan**
 - The College Financing Plan is a standard format prescribed by the U.S. Department of Education which allows students to easily compare their awards and costs between multiple higher education institutions.
 - Information about the Cost of Attendance and aid that have been awarded is provided.

4. Choose “**Financial Aid Deferment**” tile.



- This option is available to a select population of students.

Contact a representative in the Office of Student Financial Assistance for detail information.

Phone: (713) 313-7071
Fax: (713) 313-1859
Email: financialaid@tsu.edu

Technical support is available 24/7 by emailing IT Service Center: **itservicecenter@tsu.edu** or submitting a case: **<http://itservicecenter.tsu.edu>**

As always, we appreciate your support as we continue to improve the tools that ensure “Excellence in Achievement.”

