



TEXAS SOUTHERN UNIVERSITY

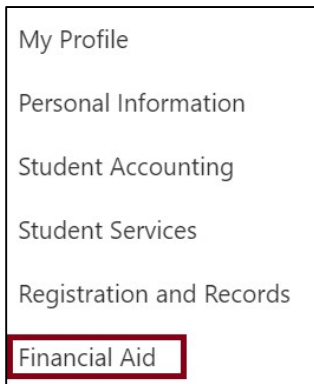
My Financial Aid *Student User Guide*

Notifications

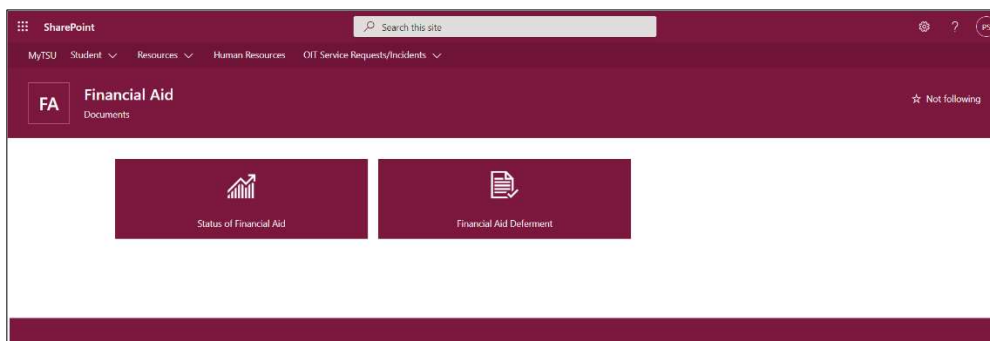
1. Navigate to MyTSU portal landing page click, 'Student'




2. Choose "Financial Aid"



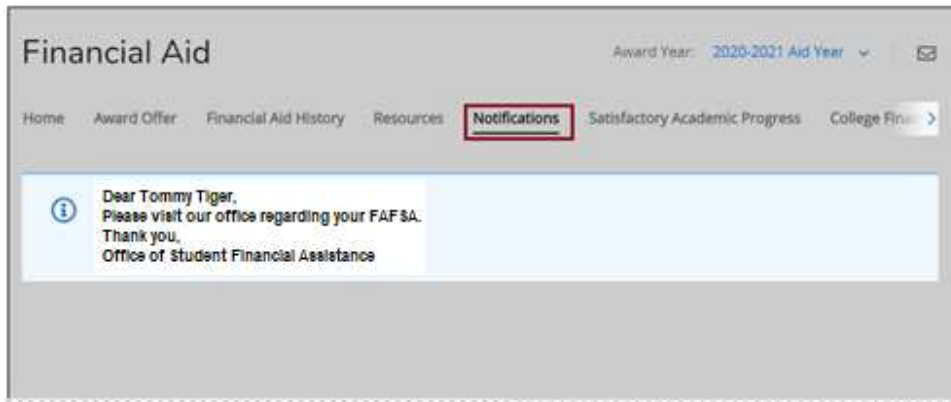
Two (2) intuitive and adaptive tiles (shortcuts) will display, but with sub-menus.



3. Choose “**Status of Financial Aid**” tile.



4. Click “**Notifications**”



NOTE: The Office of Student Financial Assistance can send a specific message to a student. e.g. *“Please stop by the office to meet with Mr. Tommy Tiger, Financial Aid Counselor for assistance with the Free Application for Federal Student Aid (FAFSA).”*

Contact a representative in the Office of Student Financial Assistance for detail information.

Phone: (713) 313-7071
Fax: (713) 313-1859
Email: financialaid@tsu.edu

Technical support is available 24/7 by emailing IT Service Center: **itservicecenter@tsu.edu** or submitting a case: **<http://itservicecenter.tsu.edu>**

As always, we appreciate your support as we continue to improve the tools that ensure “Excellence in Achievement.”

