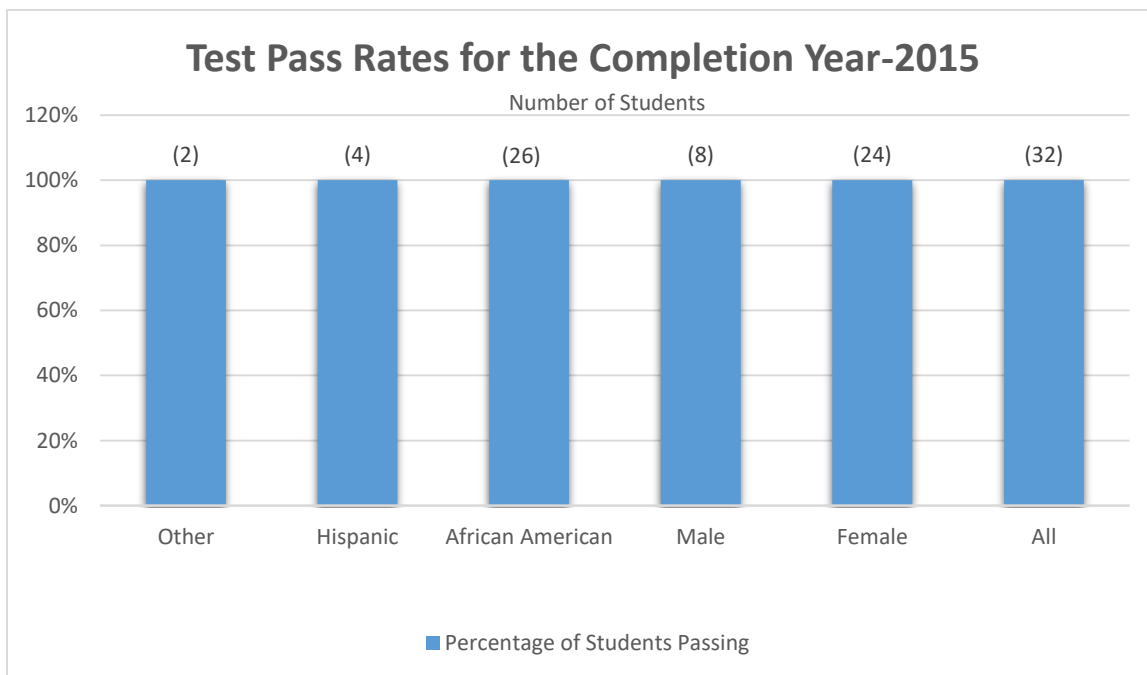
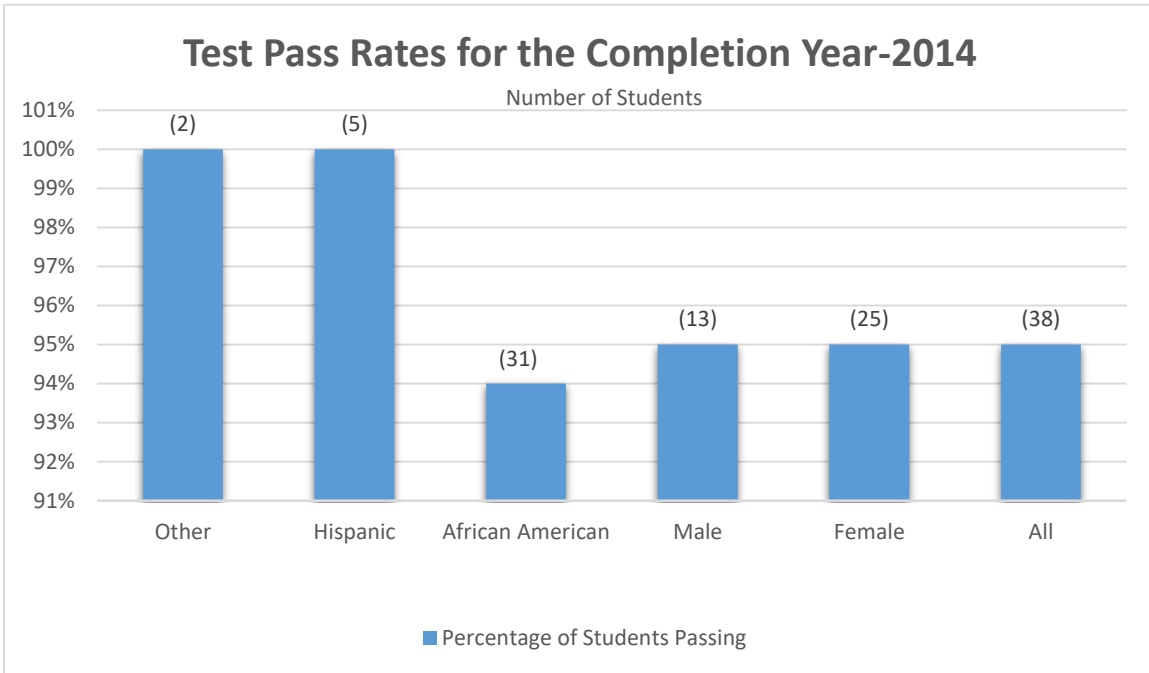


Texas Southern University
Houston, Texas

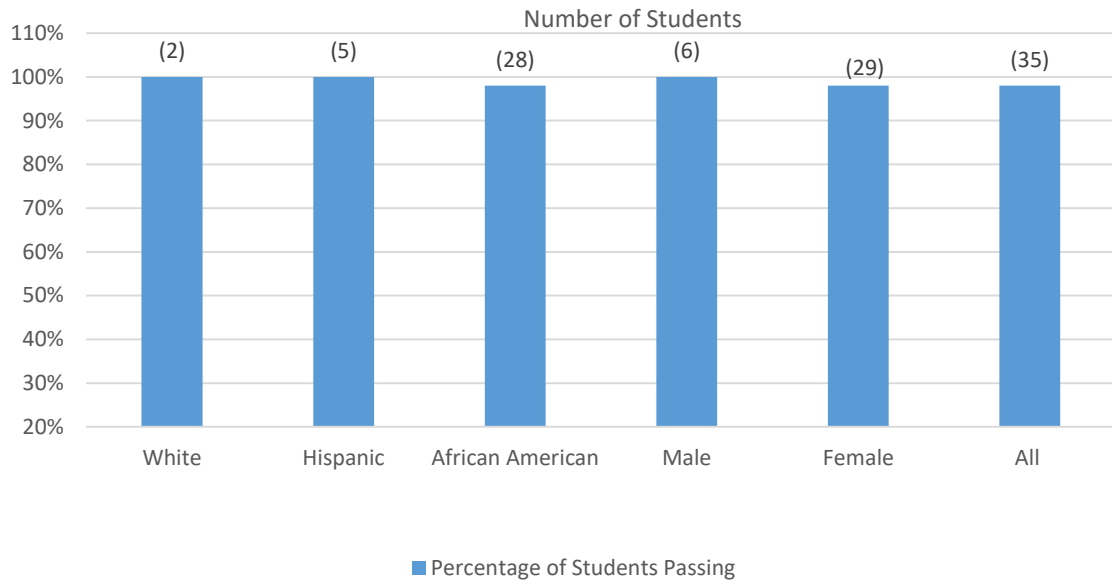
TEA Accreditation Rating

2014	Accredited
2015	Accredited
2016	Accredited
2017	Accredited
2018	Accredited

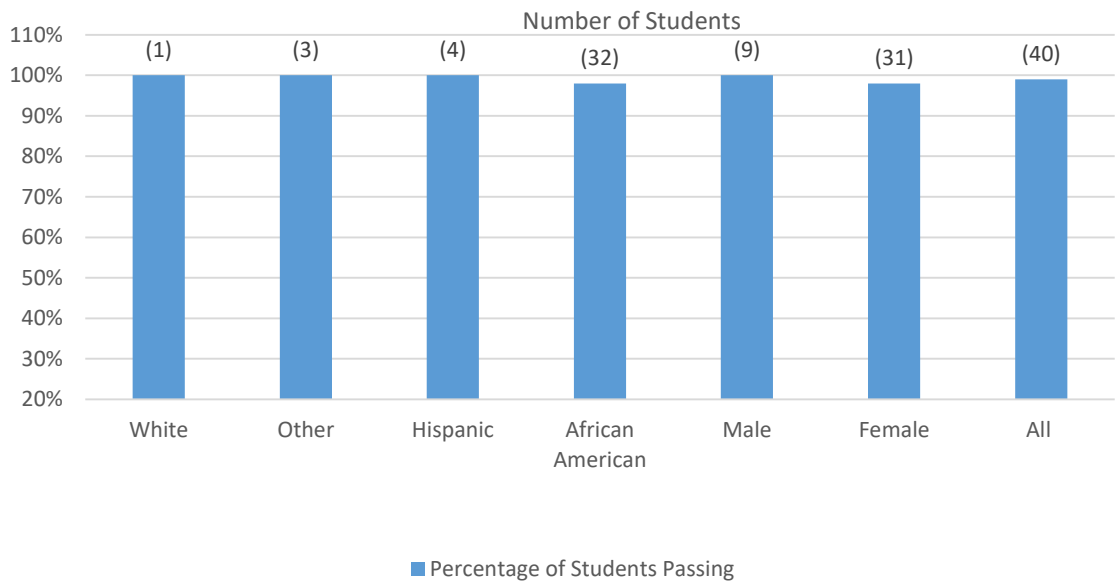
Texas Southern University Accountability System for Educator Preparation (ASEP) Annual Reports



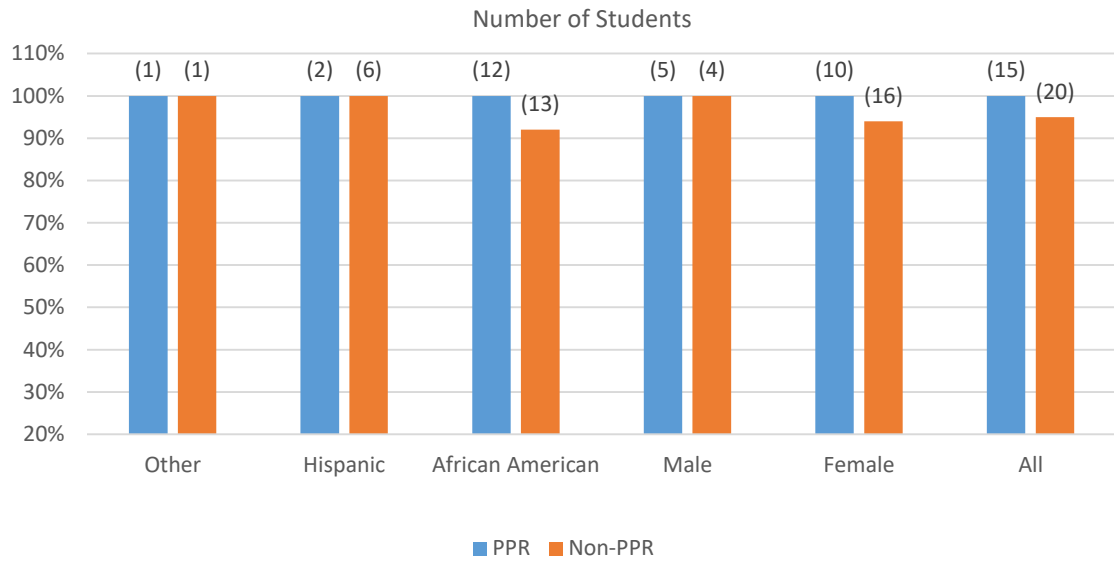
Test Pass Rates for the Completion Year 2016



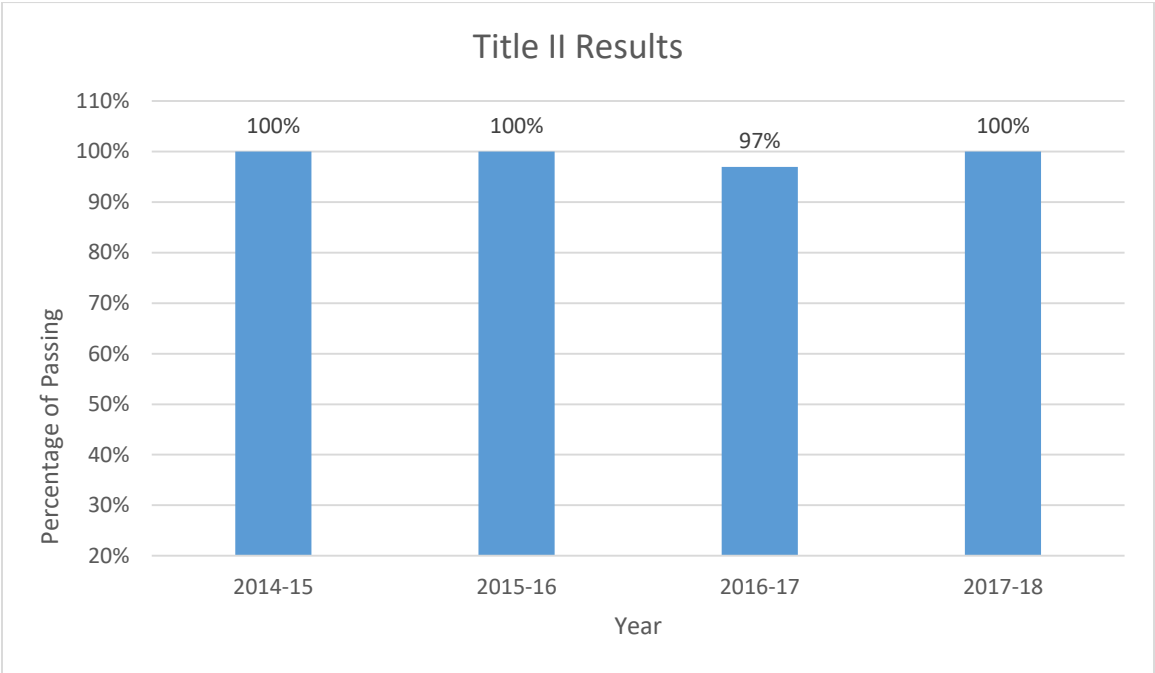
Test Pass Rates for the Completion Year 2017



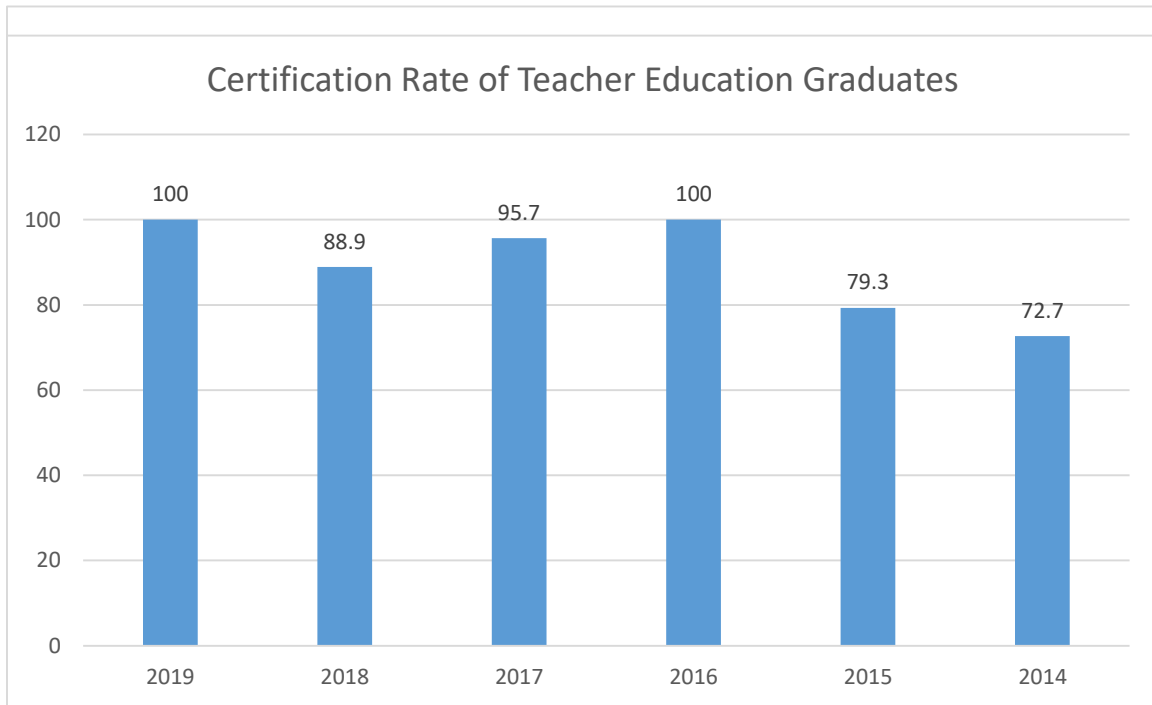
Test Pass Rates for the Completion Year 2018



Texas Southern University



Automated Budget and Evaluation System of Texas (ABEST) Texas Southern University



Texas Southern University
College of Education
ASEP - Program Test Data

Initial Programs

Program	2014	2015	2016	2017	2018
Core Subjects EC-6	N/A	N/A	100%	100%	88.9%
ELA/Reading 4-8	100%	100%	100%	100%	100%
ELA/Reading 7-12	N/A	N/A	N/A	100%	100%
ELA/Reading/SS 4-8	N/A	N/A	100%	N/A	N/A
Generalist EC-6	100 %	100 %	88.9%	100%	N/A
Health EC-12	N/A	N/A	N/A	N/A	N/A
Math 4-8	100 %	N/A	N/A	N/A	100%
Math 7-12		100%	N/A	N/A	N/A
Math/Science 4-8	100 %	N/A	N/A	N/A	100%
Music EC-12	100%	100%	N/A	N/A	100%
Physical Education EC-12	90%	100%	100%	100%	100%
Science 4-8	N/A	N/A	100%	100%	100%
Special Education EC-12	100%	100%	100	100%	N/A
Social Studies 4-8	N/A	N/A	N/A	100%	N/A
Art EC-12				N/A	N/A
Theatre EC-12				N/A	N/A
Life Science 7-12				N/A	N/A
Chemistry 7-12				N/A	N/A
PPR EC-12	100%				

*(N/A) No test takers.

Non Teacher Programs

Program	2014	2015	2016	2017	2018
Principal EC-12	100%	100%	100%	100%	100%
School Counselor EC-12	100 %	100%	100%	100%	N/A
Superintendent EC-12	100%	100%	N/A	N/A	N/A
Reading Specialist EC-12	N/A	N/A	N/A	N/A	N/A

The data reflected in the above table was extracted from each of the licensing certification from the state ASEP system.

Supplemental Exams

Program	2014	2015	2016	2017	2018
Bilingual Education	N/A	N/A	N/A	N/A	N/A
English as a Second Language	N/A	N/A	N/A	N/A	N/A