



HOMECOMING 2024

TAILGATING GUIDE

2024 Tailgating Guidelines and Procedures

TABLE

OF

WHAT YOU NEED TO KNOW

CONTENTS

GENERAL TAILGATING
GUIDELINES

4

TAILGATING PERMITS

6

TAILGATING LOGISTICS

17

DISCLAIMER

Texas Southern University's tailgating policy is intended to provide everyone with an enjoyable and safe environment while attending on-campus activities. TSU does not condone behavior or actions that do not respect the rights of others. At its discretion, the University may terminate tailgate parties or take other appropriate actions toward individuals, groups, or organizations whose conduct violates or conflicts with the outlined tailgating policies and regulations. Each individual is responsible for being aware of and abiding by all state laws, local ordinances, and University regulations. Profanity, intoxication, aggressive behavior, and unsportsmanlike conduct may be grounds for revocation of tailgate privileges.

Indemnification

TSU assumes no responsibility whatsoever for any property on the TSU campus, and TSU is expressly released and discharged from any and all liabilities for any loss, injury, or damage to persons or property that may be sustained because of the occupancy. All tailgaters agree that they will indemnify, release, and hold harmless Texas Southern University and its successors, assignees, trustees, officers, employees, volunteers, and agents from all damages or other liabilities caused within the tailgating areas because of any injury to persons or property caused by any act or omission of the tailgaters or any of its officers, agents, employees, guests or other persons admitted by the tailgater upon the premises. In case of any damage of any kind done to the said premises due to the tailgater's use, the tailgater shall pay such amounts as necessary to put the said premises in good order.

TAILGATING GUIDELINES:

To ensure a safe and enjoyable tailgate experience for everyone, Tiger fans are asked to adhere to the following tailgating regulations. Failure to adhere to the policies and procedures may revoke tailgating privileges.

PARKING POLICY There will be no parking in the west end of lot S1 unless you are an RV. Recreational vehicles (RVs), buses, trailers, box trucks, and delivery trucks are prohibited in unauthorized areas. **All tailgating spots will include one parking spot in the east end of lot S1 or lot P3 on Tierwester. All vehicles that do not have parking permits displayed will be towed.**

SETUP Proper setup is key to a successful tailgating experience. The number of designated tailgating spaces has been designed to meet occupancy standards for the designated areas to avoid hazardous overcrowding. The tailgater is to provide all setup materials. Tailgaters must provide tables, chairs, equipment, tents, etc. Your preparedness is vital to the smooth running of the event.

FOOD AND BEVERAGES cannot be sold in tailgating areas. All sales must be made in the designated vendor area, which is adequately licensed by the University.

GRILLING is permitted in designated areas only. No cooking is allowed under building entrances, patios, covered walks, awnings, or tents. To avoid stains on concrete surfaces, a dripping pan must be placed underneath grills/deep fryers to catch grease. All fires must be contained within grills. Extinguish charcoal fires thoroughly with water before leaving them unattended. Be sure that charcoal from pits is cooled and taken with you to be disposed of properly. **DO NOT** leave or dump charcoal, wood, grease, or other flammable materials in trash cans, grass, shrubs, streets, or parking lots.

ALCOHOL/BEVERAGES We ask that all tailgaters respect and adhere to the alcohol and beverage guidelines. Possession and consumption of alcohol must fully comply with applicable laws of the state of Texas. Public displays of cans, bottles, or other alcoholic beverage containers are strictly prohibited. **ALL BEVERAGES MUST BE IN PLASTIC OR ALUMINUM CONTAINERS. NO GLASS CONTAINERS OR KEGS WILL BE ALLOWED.** Tailgate organizers and their guests are reminded of stadium regulations, which prohibit bringing alcoholic beverages into The TSU Stadium and bringing cups, cans, coolers, etc. into the stadium.

TENT GUIDELINES Tents may **not** be staked into the ground. Tailgaters are to ensure that tents and canopies are anchored appropriately by utilizing sandbags, weights, etc. No cooking is allowed under tent or canopy structures. Corporate and professional tailgates must be in designated areas only.

GENERATORS: No unauthorized use of TSU resources (power or cable hookups) is allowed. Tailgates that require electricity must have portable generators. All generators must be equipped with a noise-reducing device. Special care should be taken when managing fuel and extension cords affiliated with generators.

GO CARTS: Golf carts, Mopeds, scooters, ATVs, go-carts, and other custom motorized vehicles are prohibited on the TSU campus unless authorized/registered by TSU.

MUSIC: Music must be confined to your tailgate area, and speakers must be directed into your party. All music must be in good taste. TSU reserves the right to terminate any music that is deemed inappropriate.

SOLICITATION AND POLITICAL ACTIVITY: Solicitations on the TSU campus are prohibited unless specifically approved by TSU. To obtain approval for political signage or materials, please contact the TSU administration. All solicitation items belonging to violators will be confiscated.

PORT-O-LETS Individuals may not bring portable restrooms onto campus. TSU will provide port-o-lets throughout campus for the convenience of fans. See tailgating map for relief area locations.

SECURITY AND SAFETY Authorized TSU personnel, and the TSU Department of Public Safety will monitor all tailgating areas to enforce tailgating guidelines. If the entire tailgate party chooses to enter the stadium for the game, they must secure tailgate items before leaving the site. Tailgaters should lock food, beverages, and valuables out of sight; extinguish all fires or flames; unplug electrical outlets; secure barbecue pits, chairs, and ice chests; and store beverages in locked containers. All tailgaters must have at least one 5 lb., all-purpose fire extinguisher.

DEBRIS, MAINTENANCE, AND CLEAN-UP: The campus must be returned to its pristine state before students return for classes. To achieve this, we ask that you please bag your trash at your tailgating area. All tailgaters will be provided a cardboard trash receptacle to aid in keeping our campus clean. Tailgaters are asked to dispose of all trash and debris responsibly. All tailgaters should extinguish grills, coals, ashes, and other potentially flammable materials. Tailgaters should leave the site in clean condition. Cardboard boxes should not be left at tailgating sites.

RECREATIONAL VEHICLE (RV) TAILGATING:

- RV parking will be allowed only in designated areas. RVs must park according to lot design.
- RV parking will only be available to permit holders after 6:00 p.m. on the day before game day. A quiet period from midnight to 6 a.m. will be enforced.
- RVs must be removed from the campus no later than noon on the day after each home game.
- Authorized TSU personnel and the TSU Department of Public Safety will monitor all tailgating areas to enforce tailgating guidelines.
- All units must have an exhaust stack that extends above the RV if tailgaters plan to run a gas/diesel-powered built-in generator.
- The use of spikes or stakes in paved areas is prohibited.
- Please dispose of your waste correctly. Dumping untreated wastewater violates local, state, and federal law and is subject to fines and criminal prosecution.

Tailgating Permits:

Authorized Tailgating Locations: Tailgating is prohibited on sidewalks, pathways, or landscaped areas. Tailgating is allowed in designated areas only and you will only be allowed to tailgate in your designated tailgating location. TSU tailgating staff will be monitoring space usage to ensure tailgating occurs in accordance with university protocol.

Tailgaters will not be allowed to tailgate out of their vehicles or utilize tailgating spaces to vend items. Tailgating spaces are for tents only unless you are in an RV. Failure to adhere to the policies and procedures will revoke tailgating privileges. TSU is not responsible for making provisions for inclement weather. The tailgating permit fee is non-transferable and non-refundable.

- 10' x 10': \$225
- 10' x 20': \$300
- Pavilion: \$400
- RV: \$475
- 20' x 20': \$475
- 30' x 80': \$1,200

All tailgating permits will include one (1) standard parking spot in the East End of lot S1 or P3 . See university parking map [here](#). Vehicles that cannot fit in one standard-sized parking spot will not be allowed to park. Towing for vehicles parked without the designated parking permit received at check-in will be enforced.

How to reserve a tailgating space:

1. View the full site map and the legend that details the size of the camp spot and price. The map can also be accessed [here](#). **(You will have to zoom in to determine the spot zone and number).**
2. Once you have determined your camp spot, navigate to the marketplace and place your selected camp spot in your cart.
3. Click Check Out and purchase online. You will receive an email confirming your purchase.

IF YOU HAVE RESERVED A TAILGATING SPACE, PLEASE PLAN TO ATTEND AN INFORMATION SESSION ON EITHER OF THE DATES PROVIDED BELOW. INFORMATION TO ACCESS THE INFORMATION SESSIONS WILL FOLLOW.

Homecoming Tailgating Information Sessions:

1. Session I: August 15, 2024 @ 7p.m.
2. Session II: September 5, 2024 @ 7p.m.
3. Session III: September 12, 2024 @ 7p.m.

TEXAS SOUTHERN UNIVERSITY

Legend:

- 10' x 10'
- 10' x 20'
- 20' x 20'
- RV
- Relief Station
- TSU PD
- Grass
- Pathways
- Custom Size, See Dashboard

10' x 10'	15' x 35'	RV
10' x 20'	Relief Station	
20' x 20'	TSU PD	
Custom Size, See Dashboard	Grass Pathways	

ON THE FOLLOWING PAGES, THE
FULL SITE MAP IS BROKEN DOWN
INTO ZONES TO ALLOW A CLOSER
AERIAL VIEW.



10' x 10'



15' x 35'

RV



10' x 20'



Relief Station



20' x 20'



TSU PD



Custom Size,
See Dashboard

Grass
Pathways





ZONE P1




FULL MAP FOR REFERENCE

FULL MAP FOR REFERENCE



ZONE P2



The image shows an aerial view of a sports field with a relief station layout. The layout is organized into a grid of stations, labeled A1 through A101. The stations are arranged in a grid that is 10 rows deep and 11 columns wide. The stations are labeled as follows:

- Row 1: A1, A2, A3, A4, A5, A6, A7, A8, A9, A10, A11, A12, A13, A14, A15, A16, A17, A18, A19, A20, A21, A22, A23, A24, A25, A26
- Row 2: A27, A28, A29, A30, A31, A32, A33, A34, A35, A36, A37, A38, A39, A40, A41, A42, A43, A44, A45, A46, A47, A48, A49, A50, A51, A52, A53, A54, A55, A56, A57
- Row 3: A58, A59, A60, A61, A62, A63, A64, A65, A66, A67, A68, A69, A70, A71, A72, A73, A74, A75, A76, A77, A78, A79, A80, A81, A82, A83, A84, A85, A86, A87
- Row 4: A88, A89, A90, A91, A92, A93, A94, A95, A96, A97, A98, A99, A100, A101

The stations are arranged in a grid that is 10 rows deep and 11 columns wide. The stations are labeled as follows:

- Row 1: A1, A2, A3, A4, A5, A6, A7, A8, A9, A10, A11, A12, A13, A14, A15, A16, A17, A18, A19, A20, A21, A22, A23, A24, A25, A26
- Row 2: A27, A28, A29, A30, A31, A32, A33, A34, A35, A36, A37, A38, A39, A40, A41, A42, A43, A44, A45, A46, A47, A48, A49, A50, A51, A52, A53, A54, A55, A56, A57
- Row 3: A58, A59, A60, A61, A62, A63, A64, A65, A66, A67, A68, A69, A70, A71, A72, A73, A74, A75, A76, A77, A78, A79, A80, A81, A82, A83, A84, A85, A86, A87
- Row 4: A88, A89, A90, A91, A92, A93, A94, A95, A96, A97, A98, A99, A100, A101

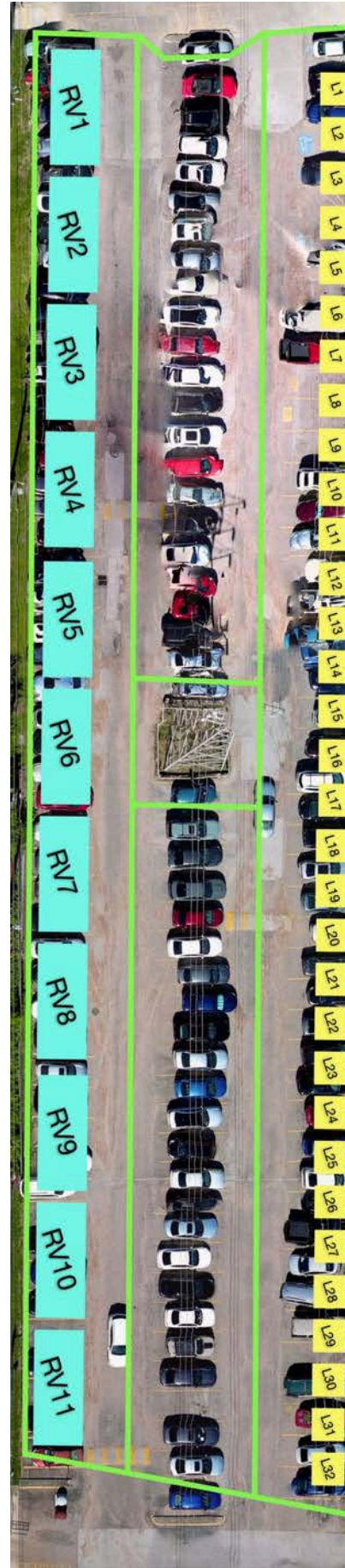
The stations are arranged in a grid that is 10 rows deep and 11 columns wide. The stations are labeled as follows:

- Row 1: A1, A2, A3, A4, A5, A6, A7, A8, A9, A10, A11, A12, A13, A14, A15, A16, A17, A18, A19, A20, A21, A22, A23, A24, A25, A26
- Row 2: A27, A28, A29, A30, A31, A32, A33, A34, A35, A36, A37, A38, A39, A40, A41, A42, A43, A44, A45, A46, A47, A48, A49, A50, A51, A52, A53, A54, A55, A56, A57
- Row 3: A58, A59, A60, A61, A62, A63, A64, A65, A66, A67, A68, A69, A70, A71, A72, A73, A74, A75, A76, A77, A78, A79, A80, A81, A82, A83, A84, A85, A86, A87
- Row 4: A88, A89, A90, A91, A92, A93, A94, A95, A96, A97, A98, A99, A100, A101

FULL MAP FOR REFERENCE



ZONE RV AND ZONE L



PLEASE DISREGARD ANY VEHICLES DEPICTED. ONLY TENTS ARE ALLOWED IN THE TAILGATING AREA. TAILGATING OUT OF VEHICLES WILL NOT BE ALLOWED UNLESS YOU ARE AN RV. IN SUCH CASE, RESERVE A SPOT IN THE RV ZONE

ZONE G1




ZONE G2



TAILGATER PARKING

Only one (1) parking permit will be given per tailgating space/representative. Parking permits must be visibly displayed in your vehicle. Towing will be enforced for all vehicles parked in the tailgater lots without a parking permit. Lot S1 (East End only) and Lot P3 are the only two parking areas that tailgating representatives will be able to access at no charge. Access campus parking map [here](#).



Homecoming Tailgating Logistics
3100 Cleburne Street, Houston, Texas 77004

Event Schedule:

- Rented Tents from preferred vendor set up:
 - Monday 10: 00 am - 4: 00 pm
 - Tuesday 10: 00 am - 4: 00 pm
 - Wednesday 10: 00 am - 4: 00 pm

Note: All tents rented from a vendor must be set-up by Wednesday, October 2, 2024. After this date, no vendors will be allowed to set up tents. A list of university approved vendors will be shared with registered tailgaters.

- RV Load-In
 - Friday 6: 00 pm - 10: 00 pm
- Tailgater Load-In
 - Friday 6: 00 pm - 10: 00 pm
 - Saturday: 6: 00 am - 8: 00 am

Note: Lot S1 will be inaccessible by vehicle outside of these times.

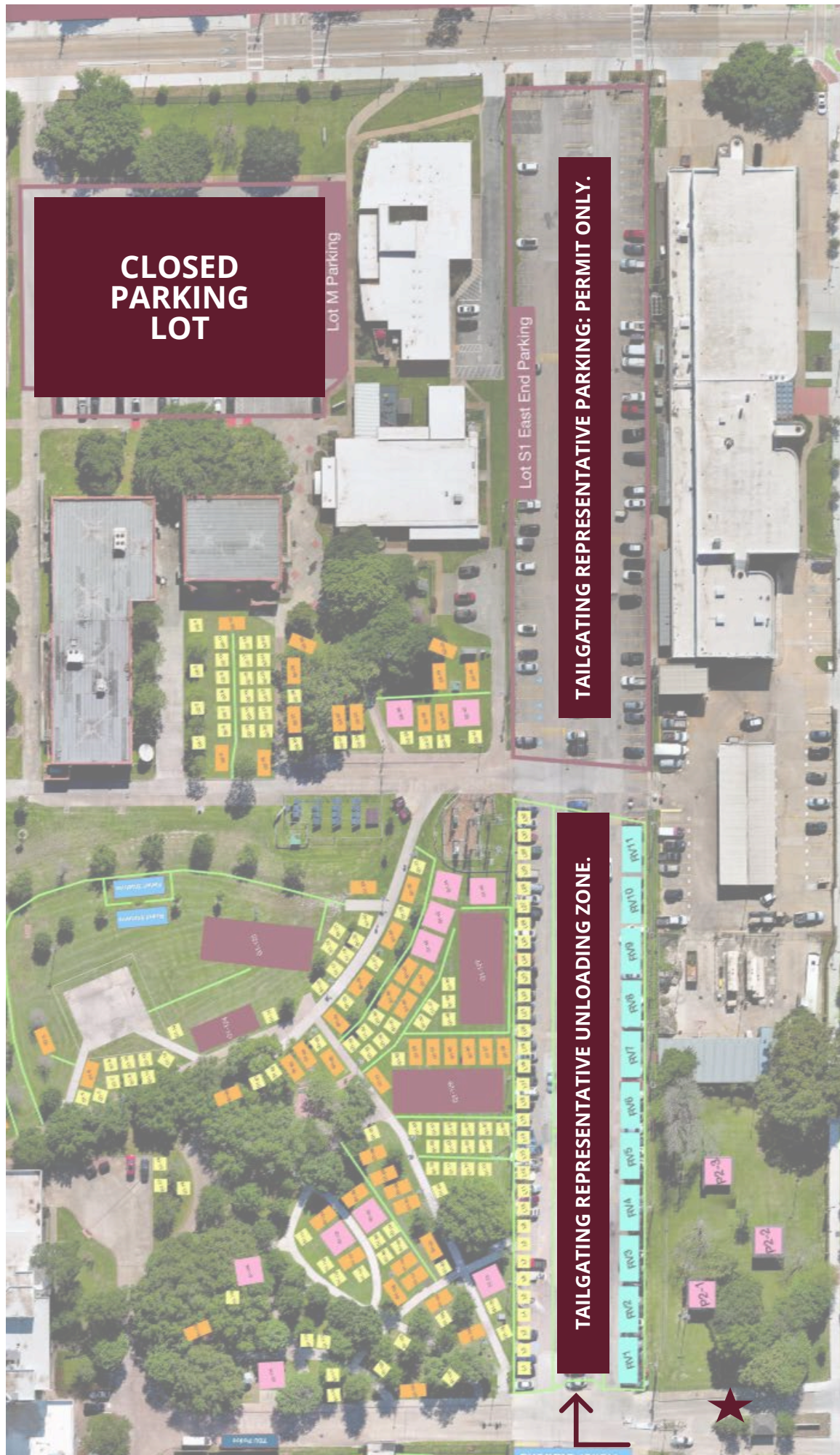
Tailgating ends at 10:00 p.m. All vehicles and personal property must be removed by **midnight**. TSU is not responsible for items left on the premises.

Tailgater Arrival and Unloading Instructions:

Note: Please expect a large number of tailgaters. We suggest bringing wagons to transport vendor items from your vehicle, as the **west end** of lot S1 will only serve as an **unloading zone**. **You will NOT be allowed to park your vehicle on the East End of Lot S1.**

1. Lot S1 Unloading: The Tailgating Representative (TR) of your selected tailgating space should enter lot S1 and check in at the booth. Make sure to display the TSU Tailgater Signage on your dashboard. This will alert the volunteers that you are a tailgater checking in. Tailgater signage will be sent to the email address on the purchase confirmation before load-in.
2. Members of the homecoming team will check in the Tailgating Representative and provide a tailgating permit. **You must check in at the lot S1 booth before set-up.** Only one (1) parking permit will be given per tailgating space/representative. Parking permits must be visibly displayed in your vehicle. Towing will be enforced for all vehicles parked in the tailgater lots without a parking permit.

The Tailgating Representative will pull into lot S1 and turn right into the parking lot. The **west end of lot S1** will serve as an unloading zone only. Tailgaters will be allowed 7 minutes to unload items before being directed to **tailgater parking in the east end lot of S1 and Lot P3**. Volunteers will be on-site to direct tailgaters. Towing will be enforced for all vehicles parked in the tailgater lots without a parking permit.



**CLOSED
PARKING
LOT**

TAILGATING REPRESENTATIVE PARKING: PERMIT ONLY.

TAILGATING REPRESENTATIVE UNLOADING ZONE.

**TAILGATER
CHECK-IN
AND ENTRANCE**

